

Floor Boxes Accessories

Replacement Adjustable Collar



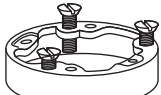
C2400

C4200

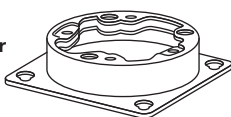
Cover Frame



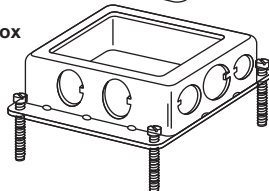
Adjustable Collar



Adapter



Box



Experiencing a problem? Let Hubbell accessories help solve it. Hubbell stacking (adjustable) collars are the answer if the box is set too low. Need a replacement? Choose from a full line of replacement covers and fittings. Hubbell accessories also help you with the protection you need for plugs and receptacles.

Problem Solvers and Replacement Components Stacking (Adjustable) Collars and Frames.

Designed to be used if floor box is set too low beneath the floor surface or the adjustable collar and/or adapter on the box is damaged.

If the box number is . . .	Use Collar Number	Extension Value
B2429, B2427, B2436 or B2437	C2400*	.81" (20.5)
B2503, B2506	C2504*	1.06" (26.9)
B2529, B2536, B2527 or B2537	C2500*	1.06" (26.9)
B4233	C4200*	1.03" (26.2)
B4333	C4300*	1.03" (26.2)

Notes: *Only available as sets (collars and adapters). In cases where the adapter on the floor box is not damaged, and only stacking is required, discard the adapter and use only the collar. The adjustable collars listed above can be stacked as required to reach the floor surface. Longer screws will be required if more than one collar is stacked (screws not provided). These screws are commercially available. Flat head #12-24UNC machine screw x (approx. length). Minor Upward Adjustments: Round or Rectangular cover frames (trim rings) may be stacked if the floor box is only slightly recessed below the floor surface.

Replacement Cover Frames



S5016

S5017A

Crown Plugs



S5012

S5013

Flush Cap Rings



S5010

Flush Plugs



S5007

Replacement Components for Floor Box Covers and Fittings

Box Type	Dimension	Use Flange Number	Extension Value
Round	4.19" (106.4) diameter	S5016 or SA5016	.31" (7.9)
Rectangular	3.19" (81.0) x 4.38" (111.2)	S5017A or SA5017A	.31" (7.9)

Crown Plugs

Description	Used in the following covers	Catalog Numbers	
		Brass	Aluminum
3/4" thread size.	S2525, SA2525, S881, S2555, S2530, S2425, SA2425, SF2525	S5012	SA5012
1" thread size.	S2725, SA2725, S2755, S2730, S2625, SA2625, SF2725	S5013	SA5013

Flush Cap Rings

Description	Used in the following covers	Catalog Numbers	
		Brass	Aluminum
2 1/8" threaded plug with 3/4" thread size opening.	S2525, SA2525, S881, S2555, S2530, S2425, SA2425, SF2525	S5010	SA5010
2 1/8" threaded plug with 1" thread size opening.	S2725, SA2725, S2755, S2730, S2625, SA2625, SF2725	S5025	SA5025

Flush Plugs

Description	Used in the following covers	Catalog Numbers	
		Brass	Aluminum
3/4" I.P.S. thread size.	F1339, F1340	S5002	-
1" I.P.S. thread size.	F1539	S5003	-
1 1/2" fine thread size.	S3725, SA3725, S3625, SA3625	S5007	SA5007
2 1/8" fine thread size.	S2925, SA2925, S88, S2930, S2955, SF2925, S2825	S5020	SA5020
2 3/8" fine thread size.	S3525, S3425	S5030	-

Floor Boxes Accessories

Problem Solvers and Replacement Components Protective Ring for 2½ in. Threaded Covers

Description	Catalog Numbers
Provides mechanical and wet mop protection for plugs and receptacles (brass).	S3061

Protective Ring for 2½" Threaded Covers



S3061

Theater Seating Floor Box

Description	Catalog Numbers
The theater seating floor box is nonadjustable and provides a ¾ in. threaded hub for conduit connection to theater aisle lights. It permits opening of the enclosure for wiring without disturbing above floor connections. Other features include a cast iron box with a corrosion-resistant finish and a blank steel cover. Knockouts: (¾ in. surface, ¾ in. sides, ¾ in. bottom) 18.80 cu. in. (380 cubic cm).	F3185

Theater Seating Floor Box



F3185

Adjustable Tops (Brass)

Brass Outlet Fittings for Conduit Systems.

Future requirements for floor outlets may be accommodated by systematically studding the floor with these fittings, all radiating from one or more floor boxes, from which any changes or additions may be subsequently made by the pulling of wires from box to the outlet. Adjustment tops are male connections to be mounted on elbow or tee fittings. They provide a pre-pour adjustment and an available connection for above-floor service heads.

Description	A	B	Catalog Numbers
¾ in. threaded conduit size (male).	1.25" (31.8)	1.44" (36.6)	F1339
1 in. threaded conduit size (male).	1.31" (33.3)	1.75" (44.5)	F1539

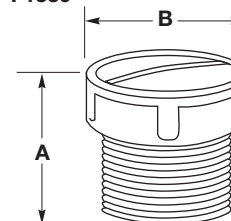
Note: Adjustment: ¾ in. and 1 in. fittings permit ½ in. vertical adjustment.

Adjustable Tops (Brass)



F1339

F1539



Adjustable Tops

Coupling (Brass)

Couplings are utilized for straight conduit connections when a floor box is not required. The conduit stub is brought to within approximately 1¼ in. of the planned surface, and the coupling is mounted and adjusted prior to the concrete pour. Standard service heads may be mounted to the couplings as required.

Description	A	B	Catalog Numbers
¾ in. threaded conduit size (female).	1.44" (36.6)	1.25" (31.8)	F1340

Coupling (Brass)



F1340