




MULTI-CONNECT - Recessed Wall Boxes

"In The Wall" Solutions ><<



Modular Face Plate Types	
	Snap-in: Encourages labor savings and ease of installation with no exposed hardware.
	Screw Type: Provides traditional plate installation.

With Hubbell...

It's a snap.... to reduce labor costs and allow for expansion in future installations. Multi-Connect's "in the wall" versatility accommodates multi-service applications and is unparalleled when combined with the highest quality wiring devices in the industry. Utilize the one, two, four and six gang recessed wall boxes to provide secure connections for voice, data, fiber-optics and power. Insert an assortment of modular faceplates and wall flanges to match your interior decor. Other Hubbell Delivery System alternatives include Floor Boxes, Fire-Rated Poke-Throughs, Service Poles and Non-metallic Raceway products. So remember, regardless of installation requirements, Hubbell remains your single source solution.



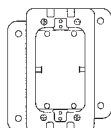
MULTI-CONNECT - Recessed Wall Boxes

Ordering Information

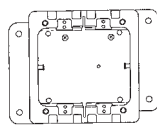


Follow steps one, two and three below to easily identify the appropriate wall box, modular face plates and wall flanges you need. Maximize your ability to support multi-service applications with the installation of barriers and snap-in or screw type face plates.

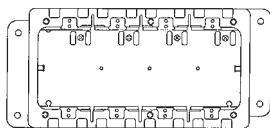
Step 1: Select Recessed Wall Mounted Box.



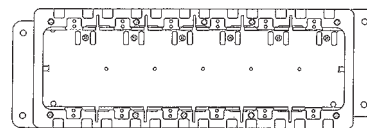
HBLWSCS1
1-Gang



HBLWSCS2
2-Gang



HBLWSCS4
4-Gang



HBLWSCS6
6-Gang



HBLSCSBW
Barrier

Step 2: Select Modular Face Plate (Determine if Snap-in or Screw Type is required).


• SNAP-IN TYPE

Duplex



HBLST302(x)

Style Line®



HBLDE301(x)

Toggle



HBLTO310(x)

Blank



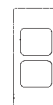
HBLBL300(x)

Hubbell



HBL317(x)

AMP-ACO



HBLAM303(x)

AMP



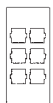
HBLAMP313(x)

Krone/Leviton



HBLKR314(x)

Lucent



HBLLT309(x)

Nordx



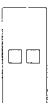
HBLNO309(x)

Nordx DVO1



HBLNO311(x)

Nordx DVO2



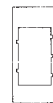
HBLNO312(x)

Ortronics



HBLOR306(x)

Panduit



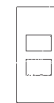
HBLPA308(x)

Siemon



HBLSI305(x)

Siemon #2

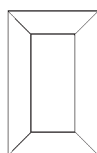


HBLSI315(x)

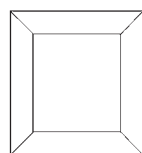
• **COLOR OPTIONS** White (WA), Ivory (I), Gray (GY), Black (BK): (x) designates color as catalog number suffix.

• **SCREW TYPE** Add suffix "S" before specifying color.

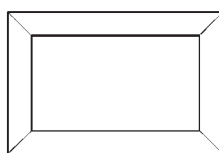
Step 3: Select Wall Flanges.




HBLTRIM1W(x)
1-Gang



HBLTRIM2W(x)
2-Gang



HBLTRIM4W(x)
4-Gang



HBLTRIM6W(x)
6-Gang



SIDE VIEW

• **COLOR OPTIONS** White (WA), Ivory (I), Gray (GY), Black (BK): (x) designates color as catalog number suffix.

• DIMENSIONAL DATA

Dimensions in Inches (mm)						
CATALOG #	HEIGHT	WIDTH	DEPTH	GANGS	KNOCKOUTS	
HBLWSCS1	4.44 (112.8)	2.56 (65.0)	2.75 (69.8)	1	1/2", 3/4"	
HBLWSCS2	4.44 (112.8)	4.56 (115.8)	2.75 (69.8)	2	1/2", 3/4"	
HBLWSCS4	4.44 (112.8)	8.56 (217.4)	2.75 (69.8)	4	1/2", 3/4", 1"	
HBLWSCS6	4.44 (112.8)	12.56 (319.0)	2.75 (69.8)	6	1/2", 3/4", 1"	
HBLTRIM1W	6.75 (171.4)	4.25 (107.9)	.25 (6.3)	1		
HBLTRIM2W	6.75 (171.4)	6.25 (158.7)	.25 (6.3)	2		
HBLTRIM4W	6.75 (171.4)	10.25 (260.3)	.25 (6.3)	4		
HBLTRIM6W	6.75 (171.4)	13.25 (336.5)	.25 (6.3)	6		

UL File # E31999
CSA File # LR702145