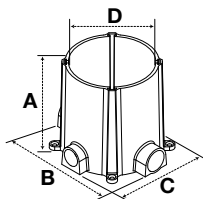






Floor Boxes Flush Round Single or Multi-Service Non-Metallic Concrete Floor Box

Dimensions Inches (mm)

	 PFB1
Min. Depth of Pour	3.00" (76.2)
Capacity	100 cubic inches prior to cutting level to floor (19.5 cubic inches per inch of depth).
Dimensions – A	6.00" (152.4)
Dimensions – B	7.08" (179.8)
Dimensions – C	6.69" (169.9)
Dimensions – D	5.38" (136.5)
Hubs	(2) 1.0" and (2) ¾" conduit hubs
Concrete Cover Included	✓
Closure/Reducer Plugs	(2) 1" plugs close off 1" hubs or reduce 1" to ¾" (2) ¾" plugs close off ¾" hubs or reduce ¾" to ½"

Note: UL File Number E92074. CSA File Number LR18416.

Description	Catalog Number
Adapter Required for all applications.	 PFBA1A
Low Voltage Divider Required for use with catalog number PFB1 when used in multi-service applications. Accepts Hubbell standard duplex receptacles or 15A Twist-Lock® duplex receptacles (HBL4700 series).	 PFBT1A
"Y" Adapter ¾ in. "Y" adapter to feed parallel runs of ¾ in. conduit.	 PFBYA1

Flush Round Covers and Flanges

Multi-Service Cover and Flange Assemblies

Includes floor box cover with duplex flaps, (2) ½ in. dia. low voltage feed through holes and matching carpet flange. 6.25 in. Diameter

SF39253A



Brass

PFBCBRA



Brown
Non-Metallic

PFBCBLA



Black
Non-Metallic

PFBCGYA



Gray
Non-Metallic

PFBCIA



Ivory
Non-Metallic

Single Service Covers

Brass
Aluminum
3.88 in. Dia.

S3925
SA3925



Duplex
Flap

S3725
SA3725



Duplex
Screw

S2525
SA2525



2 1/8" x 3/4"
Combination

S2725
SA2725



2 1/8" x 1"
Combination

S2925
SA2925



2 1/8" Single
Receptacle

S3525
—



2 3/8" Single
Receptacle

S3325
—



2 1/8" Single
Receptacle
(Terrazzo Floor)

Metal Carpet Flange

Use with single service covers for carpet applications. 6.25 in. Diameter

S3082



Brass

SA3082



Brushed Aluminum

Adapter Ring

Use with single service covers for tile applications.

S5016



Brass

SA5016



Aluminum

Furniture Feed Plate

Unpainted plate with 1 in. threaded opening.

PFBP1



Steel

One Piece Brass Cover and Carpet Flange

6.25 in. Dia.

SF3925



Duplex
Flap

SF2525



2 1/8" x 3/4"
Combination

SF2725



2 1/8" x 1"
Combination

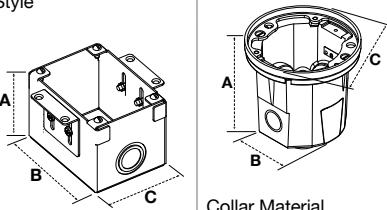





SF2925



2 1/8" Single
Receptacle



Note: Adapter ring S5016 is required for mounting SF series covers onto PFBA1A.

Dimensions Inches (mm)

Style	 Collar Material Brass	Rectangular Stamped Steel			Round Cast Iron	
		1-Gang	2-Gang	3-Gang	1-Gang	1-Gang
		 B2481*	 B2482	 B2483	 B2588*	 B2588275*
Adjustability		Semi	Semi	Semi	Non	Non
Cubic Inch (cm3) Capacity Per Gang		42.0 cu. in. (658.3 cm3)	42.5 cu. in. (696.5 cm3)	42.5 cu. in. (696.5 cm3)	18.5 cu. in. (303.2 cm3)	18.5 cu. in. (303.2 cm3)
Dimensions – A		3.13" (79.5)	3.13" (79.5)	3.13" (79.5)	3.65" (92.7)	3.65" (92.7)
Dimensions – B		4.50" (114.3)	4.50" (114.3)	4.50" (114.3)	3.22" (81.8)	3.22" (81.8)
Dimensions – C		3.20" (81.3)	6.42" (163.1)	9.64" (244.9)	4.09" (103.9)	4.09" (103.9)
Threaded Access Holes		–	–	–	Bottom (2) 1/2"	Sides (2) 3/4" Bottom (2) 1/2"
Knockouts – Sides		(1) 1/2", 3/4", 1"	(2) 1/2", 3/4", 1"	(3) 1/2", 3/4", 1"	–	–
Knockouts – Ends		–	–	–	–	–
Knockouts – Bottom		(1) 1/2" - 1 1/4"	(2) 1/2" - 1 1/4"	(3) 1/2" - 1 1/4"	–	–
Debris Cover Included		✓	✓	✓	–	–
Closure Plugs Included		–	–	–	✓	✓
Removable LV Barrier		–	✓	✓	–	–

Note: UL File Number E31999. CSA File Number LR18416.
*Suitable for single service applications only.




Rectangular Flanges (Required)

	SB3083W	SB3084W	SB3085W
Brass	SB3083W	SB3084W	SB3085W
Aluminum	SA3083W	SA3084W	SA3085W
			
No. of Gangs	1-Gang	2-Gang	3-Gang
Dimensions	6.00" x 4.85"	6.00" x 8.13"	6.00" x 11.34"

Round Flanges

S3182	S3082
SA3182	SA3082
	
5.25" Dia.	6.25" Dia.

Round Covers (3.88" Dia.)

S3925	S3725	S2525
SA3925	SA3725	SA2525
		
Duplex Flap	Duplex Screw	2 1/2" x 3/4" Comb.

Covers – One Required per Gang

	S3825	S3625	S3826	S2425
Brass	S3825	S3625	SA3826	SA2425
Aluminum	SA3825	SA3625	–	–
Dimensions	4.15" x 2.99"			
				
	Duplex Flap	Duplex Screw	Style Line® Decorator Opening	2 1/2" x 3/4" Combination
	S2625	S2825	S3425	S3813
Brass	SA2625	–	–	SA3813
Aluminum	–	–	–	–
Dimensions	4.15" x 2.99"			
				
	2 1/2" x 1" Combination	2 1/2" Single Receptacle	2 3/8" Single Receptacle	Blank

Round Covers

	S2725	S2925	S3525	S3325
Brass	SA2725	SA2925	–	–
Aluminum	–	–	–	–
Dimensions	3.88" Dia.			
				
	2 1/2" x 1" Comb.	2 1/2" Single Receptacle	2 3/8" Single Receptacle	2 1/2" Single Rec. (Terrazzo Floor)

One Piece Brass Cover and Carpet Flange

	SF3925	SF2525	SF2725	SF2925
Brass	SF3925	SF2525	SF2725	SF2925
Dimensions	6.25" Dia.			
				
	Duplex Flap	2 1/2" x 3/4" Combination	2 1/2" x 1" Combination	2 1/2" Single Receptacle

Dimensions in Inches (mm)