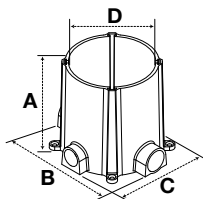






Floor Boxes Flush Round Single or Multi-Service Non-Metallic Concrete Floor Box

Dimensions Inches (mm)

| | |
|--|--|
|  |  |
| Min. Depth of Pour | 3.00" (76.2) |
| Capacity | 100 cubic inches prior to cutting level to floor (19.5 cubic inches per inch of depth). |
| Dimensions – A | 6.00" (152.4) |
| Dimensions – B | 7.08" (179.8) |
| Dimensions – C | 6.69" (169.9) |
| Dimensions – D | 5.38" (136.5) |
| Hubs | (2) 1.0" and (2) ¾" conduit hubs |
| Concrete Cover Included | ✓ |
| Closure/Reducer Plugs | (2) 1" plugs close off 1" hubs or reduce 1" to ¾" (2) ¾" plugs close off ¾" hubs or reduce ¾" to ½" |

Note: UL File Number E92074. CSA File Number LR18416.

| Description | Catalog Number |
|---|--|
| Adapter Required for all applications. |  PFBA1A |
| Low Voltage Divider Required for use with catalog number PFB1 when used in multi-service applications. Accepts Hubbell standard duplex receptacles or 15A Twist-Lock® duplex receptacles (HBL4700 series). |  PFBT1A |
| "Y" Adapter ¾ in. "Y" adapter to feed parallel runs of ¾ in. conduit. |  PFBYA1 |

Flush Round Covers and Flanges

Multi-Service Cover and Flange Assemblies

Includes floor box cover with duplex flaps, (2) ½ in. dia. low voltage feed through holes and matching carpet flange. 6.25 in. Diameter

SF39253A



Brass

PFBCBRA



Brown
Non-Metallic

PFBCBLA



Black
Non-Metallic

PFBCGYA



Gray
Non-Metallic

PFBCIA



Ivory
Non-Metallic

Single Service Covers

Brass
Aluminum
3.88 in. Dia.

S3925
SA3925



Duplex
Flap

S3725
SA3725



Duplex
Screw

S2525
SA2525



2 1/8" x 3/4"
Combination

S2725
SA2725



2 1/8" x 1"
Combination

S2925
SA2925



2 1/8" Single
Receptacle

S3525
—



2 3/8" Single
Receptacle

S3325
—



2 1/8" Single
Receptacle
(Terrazzo Floor)

Metal Carpet Flange

Use with single service covers for carpet applications. 6.25 in. Diameter

S3082



Brass

SA3082



Brushed Aluminum

Adapter Ring

Use with single service covers for tile applications.

S5016



Brass

SA5016



Aluminum

Furniture Feed Plate

Unpainted plate with 1 in. threaded opening.

PFBP1



Steel

One Piece Brass Cover and Carpet Flange

6.25 in. Dia.

SF3925



Duplex
Flap

SF2525



2 1/8" x 3/4"
Combination

SF2725



2 1/8" x 1"
Combination

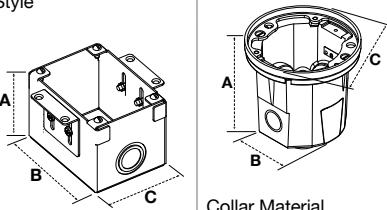





SF2925



2 1/8" Single
Receptacle



Note: Adapter ring S5016 is required for mounting SF series covers onto PFBA1A.

Dimensions Inches (mm)

| Style |  Collar Material Brass | Rectangular Stamped Steel | | | Round Cast Iron | |
|------------------------------------|--|--|---|--|--|---|
| | | 1-Gang | 2-Gang | 3-Gang | 1-Gang | 1-Gang |
| | |  B2481* |  B2482 |  B2483 |  B2588* |  B2588275* |
| Adjustability | | Semi | Semi | Semi | Non | Non |
| Cubic Inch (cm3) Capacity Per Gang | | 42.0 cu. in. (658.3 cm3) | 42.5 cu. in. (696.5 cm3) | 42.5 cu. in. (696.5 cm3) | 18.5 cu. in. (303.2 cm3) | 18.5 cu. in. (303.2 cm3) |
| Dimensions – A | | 3.13" (79.5) | 3.13" (79.5) | 3.13" (79.5) | 3.65" (92.7) | 3.65" (92.7) |
| Dimensions – B | | 4.50" (114.3) | 4.50" (114.3) | 4.50" (114.3) | 3.22" (81.8) | 3.22" (81.8) |
| Dimensions – C | | 3.20" (81.3) | 6.42" (163.1) | 9.64" (244.9) | 4.09" (103.9) | 4.09" (103.9) |
| Threaded Access Holes | | – | – | – | Bottom (2) 1/2" | Sides (2) 3/4" Bottom (2) 1/2" |
| Knockouts – Sides | | (1) 1/2", 3/4", 1" | (2) 1/2", 3/4", 1" | (3) 1/2", 3/4", 1" | – | – |
| Knockouts – Ends | | – | – | – | – | – |
| Knockouts – Bottom | | (1) 1/2" - 1 1/4" | (2) 1/2" - 1 1/4" | (3) 1/2" - 1 1/4" | – | – |
| Debris Cover Included | | ✓ | ✓ | ✓ | – | – |
| Closure Plugs Included | | – | – | – | ✓ | ✓ |
| Removable LV Barrier | | – | ✓ | ✓ | – | – |

Note: UL File Number E31999. CSA File Number LR18416.
*Suitable for single service applications only.




Rectangular Flanges (Required)

| | SB3083W | SB3084W | SB3085W |
|--------------|---|---|---|
| Brass | SA3083W | SA3084W | SA3085W |
| Aluminum | | | |
| |  |  |  |
| No. of Gangs | 1-Gang | 2-Gang | 3-Gang |
| Dimensions | 6.00" x 4.85" | 6.00" x 8.13" | 6.00" x 11.34" |

Round Flanges

| S3182 | S3082 |
|---|--|
| SA3182 | SA3082 |
|  |  |
| 5.25" Dia. | 6.25" Dia. |


Round Covers (3.88" Dia.)

| S3925 | S3725 | S2525 |
|---|---|---|
| SA3925 | SA3725 | SA2525 |
|  |  |  |
| Duplex Flap | Duplex Screw | 2 1/2" x 3/4" Comb. |


Covers – One Required per Gang

| | S3825 | S3625 | S3826 | S2425 |
|-----------------------------|---|---|---|---|
| Brass | SA3825 | SA3625 | SA3826 | SA2425 |
| Aluminum | | | | |
| Dimensions 4.15" x 2.99" |  |  |  |  |
| | Duplex Flap | Duplex Screw | Style Line® Decorator Opening | 2 1/2" x 3/4" Combination |
| | S2625 | S2825 | S3425 | S3813 |
| Brass | SA2625 | – | – | SA3813 |
| Aluminum | | | | |
| Dimensions 4.15" x 2.99" |  |  |  |  |
| | 2 1/2" x 1" Combination | 2 1/2" Single Receptacle | 2 3/8" Single Receptacle | Blank |

Round Covers

| | S2725 | S2925 | S3525 | S3325 |
|------------|--|---|---|---|
| Brass | SA2725 | SA2925 | – | – |
| Aluminum | | | | |
| 3.88" Dia. |  |  |  |  |
| | 2 1/2" x 1" Comb. | 2 1/2" Single Receptacle | 2 3/8" Single Receptacle | 2 1/2" Single Rec. (Terrazzo Floor) |

One Piece Brass Cover and Carpet Flange

| | SF3925 | SF2525 | SF2725 | SF2925 |
|------------|---|---|---|---|
| Brass | | | | |
| 6.25" Dia. |  |  |  |  |
| | Duplex Flap | 2 1/2" x 3/4" Combination | 2 1/2" x 1" Combination | 2 1/2" Single Receptacle |

Dimensions in Inches (mm)



Experiencing a problem? Let Hubbell accessories help solve it. Hubbell stacking (adjustable) collars are the answer if the box is set too low. Need a replacement? Choose from a full line of replacement covers and fittings. Hubbell accessories also help you with the protection you need for plugs and receptacles.

Problem Solvers and Replacement Components Stacking (Adjustable) Collars and Frames

Designed to be used if floor box is set too low beneath the floor surface or the adjustable collar and/or adapter on the box is damaged.

| If the box number is... | Extension Value | Use Collar Number |
|------------------------------|-----------------|-------------------|
| B2429, B2427, B2436 or B2437 | .81" (20.5) | C2400* |
| B2503, B2506 | 1.06" (26.9) | C2504* |
| B2529, B2536, B2527 or B2537 | 1.06" (26.9) | C2500* |
| B4233 | 1.03" (26.2) | C4200* |
| B4333 | 1.03" (26.2) | C4300* |

Note: *Only available as sets (collars and adapters). In cases where the adapter on the floor box is not damaged, and only stacking is required, discard the adapter and use only the collar. The adjustable collars listed above can be stacked as required to reach the floor surface. Longer screws will be required if more than one collar is stacked (screws not provided). These screws are commercially available. Flat head #12-24 UNC machine screw x (approx. length). Minor Upward Adjustments: Round or Rectangular cover frames (trim rings) may be stacked if the floor box is only slightly recessed below the floor surface.

Replacement Components for Floor Box Covers and Fittings

| Box Type | Dimension | Extension Value | Catalog Number | |
|------------------------|------------------------------|-----------------|----------------|----------------|
| | | | Brass | Aluminum |
| Round | 4.19" (106.4) diameter | .31" (7.9) | S5016 | SA5016 |
| Rectangular | 3.19" (81.0) x 4.38" (111.2) | .31" (7.9) | S5017A | SA5017A |
| Rectangular, grounding | 3.19" (81.0) x 4.38" (111.2) | .31" (7.9) | S5017G | SA5017G |

Crown Plugs

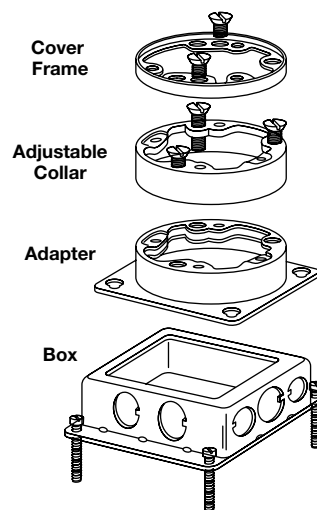
| Description | Used in the following covers | Catalog Number | |
|-----------------|--|----------------|---------------|
| | | Brass | Aluminum |
| ¾" thread size. | S2525, SA2525, S881, S2555, S2530, S2425, SA2425, SF2525 | S5012 | SA5012 |
| 1" thread size. | S2725, SA2725, S2755, S2730, S2625, SA2625, SF2725 | S5013 | SA5013 |

Flush Cap Rings

| Description | Used in the following covers | Catalog Number | |
|--|--|----------------|---------------|
| | | Brass | Aluminum |
| 2½" threaded plug with ¾" thread size opening. | S2525, SA2525, S881, S2555, S2530, S2425, SA2425, SF2525 | S5010 | SA5010 |
| 2½" threaded plug with 1" thread size opening. | S2725, SA2725, S2755, S2730, S2625, SA2625, SF2725 | S5025 | SA5025 |

Flush Plugs

| Description | Used in the following covers | Catalog Number | |
|------------------------|---|----------------|---------------|
| | | Brass | Aluminum |
| ¾" I.P.S. thread size. | F1339, F1340 | S5002 | - |
| 1" I.P.S. thread size. | F1539 | S5003 | - |
| 1½" fine thread size. | S3725, SA3725, S3625, SA3625 | S5007 | SA5007 |
| 2½" fine thread size. | S2925, SA2925, S88, S2930, S2955, SF2925, S2825 | S5020 | SA5020 |
| 2¾" fine thread size. | S3525, S3425 | S5030 | - |



Replacement Adjustable Collar



Replacement Cover Frames



Crown Plugs



Flush Cap Rings



Flush Plugs



Dimensions in Inches (mm)