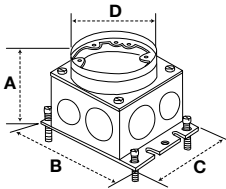









Dimensions Inches (mm)






Style	Cast Iron						Stamped Steel	
	 <p>Collar Material: Brass Aluminum</p>							
	B2536 BA2536	B253641 BA253641	B2503 BA2503	B2506 BA2506	B2506415 BA2506415	B2537 BA2537	B2527 BA2527	B2529 BA2529
Min. Depth of Pour	3.25" (82.6)	3.75" (95.3)	4.75" (120.7)	3.00" (76.2)	4.00" (101.6)	3.00" (76.2)		
Adjustability	Fully	Fully	Fully	Fully	Fully	Fully	Fully	Fully
Before Pour External Height Adjustment	1.25" (31.8)	-	-	-	-	-	1.25" (31.8)	1.25" (31.8)
After Pour Internal Height Adjustment	.38" (9.5)	.63" (15.9)	.63" (15.9)	.38" (9.5)	.38" (9.5)	.38" (9.5)	.38" (9.5)	.38" (9.5)
Cubic Inch (cm3) Capacity	33.0 cu. in. (540.7 cm3)	36.0 cu. in. (590.0 cm3)	50.8 cu. in. (832.5 cm3)	30.0 cu. in. (491.6 cm3)	54.0 cu. in. (884.9 cm3)	37.3 cu. in. (611.2 cm3)		
Dimensions – A	3.05" (77.5)	3.75" (95.3)	4.75" (120.7)	2.87" (72.9)	3.88" (98.6)	2.91" (73.9)		
Dimensions – B	4.84" (122.9)	5.00" (127.0)	5.00" (127.0)	4.84" (122.9)	6.00" (152.4)	6.00" (152.4)		
Dimensions – C	4.84" (122.9)	4.63" (117.6)	4.66" (118.4)	4.84" (122.9)	4.81" (122.2)	4.81" (122.2)		
Dimensions – D	4.19" (106.4)	4.19" (106.4)	4.19" (106.4)	4.19" (106.4)	4.19" (106.4)	4.19" (106.4)		
Threaded Access Holes	(4) 3/4" (4) 1"	(4) 3/4"	(4) 1 1/4"	(4) 1 1/2"	(4) 3/4"	-	-	-
Knockouts – Sides	-	-	-	-	-	(1) 1" & (1) 3/4"	(2) 1/2" & (1) 3/4"	(2) 1/2" & (1) 3/4"
Knockouts – Ends	-	-	-	-	-	(1) 1 1/4" & (1) 1/2"	(1) 1/2" & (1) 3/4"	(1) 1/2" & (1) 3/4"
Knockouts – Bottom	-	-	-	-	-	(3) 1/2" & (2) 3/4"	(3) 1/2" & (2) 3/4"	(3) 1/2" & (2) 3/4"
Concrete Cover Included	✓	✓	✓	✓	✓	✓	✓	✓
Closure Plugs Included	✓	✓	✓	✓	✓	-	-	-

Note: UL File Number E31999.
 CSA File Number LR18416.
 Suitable for single service applications only.

Single Service Covers

Material	S3925 SA3925	S3725 SA3725	S2525 SA2525	S2725 SA2725	S2925 SA2925	S3525 -	S3325 -
Brass Aluminum 3.88 in. Dia.							
	Duplex Flap	Duplex Screw	2 1/8" x 3/4" Combination	2 1/8" x 1" Combination	2 1/8" Single Receptacle	2 3/8" Single Receptacle	2 1/8" Single Receptacle (Terrazzo Floor)

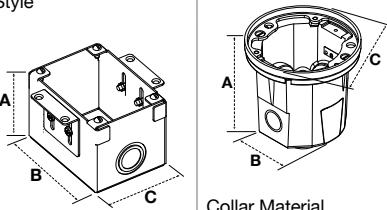





Carpet Flanges

5.25 in. Dia.	S3182	SA3182	S3079	6.25 in. Dia.	S3082	SA3082
						
	Brass	Brushed Aluminum	Clear Polycarbonate		Brass	Brushed Aluminum

One Piece Brass Cover and Carpet Flange



6.25 in. Dia.	SF3925	SF2525	SF2725	SF2925
				
	Duplex Flap	2 1/8" x 3/4" Combination	2 1/8" x 1" Combination	2 1/8" Single Receptacle

Dimensions Inches (mm)

Style	 Collar Material Brass	Rectangular Stamped Steel			Round Cast Iron	
		1-Gang	2-Gang	3-Gang	1-Gang	1-Gang
		 B2481*	 B2482	 B2483	 B2588*	 B2588275*
Adjustability		Semi	Semi	Semi	Non	Non
Cubic Inch (cm3) Capacity Per Gang		42.0 cu. in. (658.3 cm3)	42.5 cu. in. (696.5 cm3)	42.5 cu. in. (696.5 cm3)	18.5 cu. in. (303.2 cm3)	18.5 cu. in. (303.2 cm3)
Dimensions – A		3.13" (79.5)	3.13" (79.5)	3.13" (79.5)	3.65" (92.7)	3.65" (92.7)
Dimensions – B		4.50" (114.3)	4.50" (114.3)	4.50" (114.3)	3.22" (81.8)	3.22" (81.8)
Dimensions – C		3.20" (81.3)	6.42" (163.1)	9.64" (244.9)	4.09" (103.9)	4.09" (103.9)
Threaded Access Holes		–	–	–	Bottom (2) 1/2"	Sides (2) 3/4" Bottom (2) 1/2"
Knockouts – Sides		(1) 1/2", 3/4", 1"	(2) 1/2", 3/4", 1"	(3) 1/2", 3/4", 1"	–	–
Knockouts – Ends		–	–	–	–	–
Knockouts – Bottom		(1) 1/2" - 1 1/4"	(2) 1/2" - 1 1/4"	(3) 1/2" - 1 1/4"	–	–
Debris Cover Included		✓	✓	✓	–	–
Closure Plugs Included		–	–	–	✓	✓
Removable LV Barrier		–	✓	✓	–	–

Note: UL File Number E31999. CSA File Number LR18416.
*Suitable for single service applications only.



Rectangular Flanges (Required)

	SB3083W	SB3084W	SB3085W
Brass			
Aluminum	SA3083W	SA3084W	SA3085W
			
No. of Gangs	1-Gang	2-Gang	3-Gang
Dimensions	6.00" x 4.85"	6.00" x 8.13"	6.00" x 11.34"

Round Flanges

S3182	S3082
Brass	
Aluminum	SA3182
	
Dimensions	5.25" Dia. 6.25" Dia.

Round Covers (3.88" Dia.)

S3925	S3725	S2525
Brass		
Aluminum	SA3925	SA3725
		
Dimensions	2 1/8" x 1" Comb.	2 1/8" x 3/4" Comb.

Covers – One Required per Gang

	S3825	S3625	S3826	S2425
Brass				
Aluminum	SA3825	SA3625	SA3826	SA2425
Dimensions				
4.15" x 2.99"				
	Duplex Flap	Duplex Screw	Style Line® Decorator Opening	2 1/8" x 3/4" Combination
	S2625	S2825	S3425	S3813
Brass				
Aluminum	SA2625	–	–	SA3813
Dimensions				
4.15" x 2.99"				
	2 1/8" x 1" Combination	2 1/8" Single Receptacle	2 3/8" Single Receptacle	Blank

Round Covers

	S2725	S2925	S3525	S3325
Brass				
Aluminum	SA2725	SA2925	–	–
Dimensions				
3.88" Dia.				
	2 1/8" x 1" Comb.	2 1/8" Single Receptacle	2 3/8" Single Receptacle	2 1/8" Single Rec. (Terrazzo Floor)

One Piece Brass Cover and Carpet Flange

	SF3925	SF2525	SF2725	SF2925
Brass				
Dimensions				
6.25" Dia.				
	Duplex Flap	2 1/8" x 3/4" Combination	2 1/8" x 1" Combination	2 1/8" Single Receptacle

Dimensions in Inches (mm)