

# PLENUMLINE MECHANICAL JOINT ACID WASTE SYSTEM

1-1/2" - 4"

## PLENUMLINE™

Plenumline mechanical joint acid waste systems easily displace costly and difficult-to-install glass and metal systems. With Plenumline, time-consuming methods associated with conventional heavy and brittle systems are replaced by a time proven mechanical joint that takes only 30 seconds to complete. Once the Plenumline nut is locked in place, the end-user is assured of many years of trouble-free service. In addition, mechanical joint systems can easily be dismantled and re-used, making Plenumline ideal for modular designs and future expansions.

### STANDARDS



IAPMO-listed  
Meets ASTM F1673  
Standard specification for Polyvinylidene Fluoride (PVDF) Corrosive Waste Drainage Systems.

### ADVANTAGES

- 1 **Ideally suited to plenum applications**
- 2 **30-second joints shorten installation time**
- 3 **Manufactured from Flame Retardant PVDF**, which has an operating temperature range from -40°F (-40°C) to 285°F (140°C). With this high upper limit, Plenumline systems can be flushed with boiling water.
- 4 **All-plastic construction eliminates galvanic action, electrolysis and corrosion in the joint.**
- 5 **Easy to install**, even in tight areas, by using simple, inexpensive tools. Mechanical joints are mastered by plumbers in minutes; no pre-heating is required to install the new blue elastolive.
- 6 **Modularized design** means Plenumline components can be disassembled and re-used. In addition, system modifications during installation can be performed without damaging fittings.
- 7 **High-quality pipe and fittings** are matched to simplify installation and extend long-term reliability.
- 8 **Flame Retardant PVDF** material exhibits a flame spread index of 5 and smoke development index of 35 as tested in accordance with ASTM E84 and UL723.



## **i DID YOU KNOW?**

IPEX Plenumline is a robust acid waste system, made from flame-retardant PVDF thermoplastic, designed for challenging conditions, including highly restrictive return air plenum applications and high-temperature corrosive chemical waste situations.



## **SHORT FORM SPECIFICATIONS**

### **GENERAL**

Acid waste drain and vent system, as shown on drawings, shall be IAPMO listed, Schedule 40, FR-PVDF as manufactured by IPEX to include pipe supplied in 10 ft. lengths and matched fittings, traps and neutralization tanks from the same manufacturer. It shall also include recommended adapters to connect to other piping materials, where applicable.

### **MATERIAL**

Pipe and fittings shall be made from Kynar 740-02, flame retardant PVDF conforming to ASTM F 1673, with a limiting oxygen index (LOI) of 60, Resin must have a vertical burn rating of 94 V-0. Kynar 740-02 resin based on testing to ASTM E84 (UL 723) must have surface burning characteristics greater than or equal to a flame spread 5 and smoke development 35.

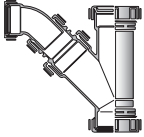
### **FITTINGS**

Fittings shall be third party certified to ASTM F 1673 and ASTM E84, and IAPMO approved, be of all plastic construction and a tapered elastic retaining ring shall be designed to lock into a machined groove on the mating piping. All fittings shall have integrally molded union connections. No metallic grab rings or clamps shall be allowed. Fittings shall be Plenumline™ or approved equal.

### **INSTALLATION AND TESTING**

Installation and testing shall be in accordance with the contract drawings, the manufacturer's recommendations and the local plumbing codes. Testing with compressed air including air booster over water is prohibited. The entire system shall be installed free of stress and in proper alignment. Horizontal supports shall provide a wide bearing area and be free of burrs or sharp edges. Support spacings shall be in accordance with the manufacturer's recommendations and local plumbing codes. Vertical piping shall have riser clamps at each floor. Pipe supports shall be installed so that horizontal piping is in uniform alignment and with a uniform slope of at least 1/8" per foot, or in accordance with the local plumbing code requirements.

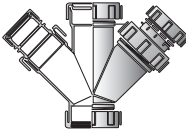
## PRODUCT SELECTION CHART – PLENUMLINE

	Dimension Inches	Product Code	
	* 2 x 1-1/2	W37251P	157078
	* 3 x 1/12	W37351P	157079
	* 3 x 2	W37352P	157080
	* 4 x 2	W37452P	157081
	* 4 x 3	W37453P	157082
* Assembled			

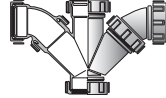
### Double 45° Wye (Fabricated)

	1-1/2	W381P	157049
	2	W382P	157050
	3	W383P	157051
	4	W384P	157052

### Reducing Double Wye

	* 2 x 1-1/2	W3821P	157096
	* 3 x 1/12	W3831P	157104
	* 3 x 2	W3832P	157097
	* 4 x 1-1/2	W38841P	157091
	* 4 x 2	W3842P	157098
* 4 x 3	W3843P	157099	
* Assembled			

### Double Wye & 1/8 Bend

	* 1-1/2	W3815P	157100
	* 2	W3825P	157101
	* 3	W3835P	157102
	* 4	W3845P	157103
* Assembled			

### Male Adapter MJ x Male Thread

	1-1/2	W141P	157002
	2	W142P	157003


### Female Adapter MJ x Female Thread

	1-1/2	W151P	157004
	2	W152P	157005


### Cleanout Plug

	1-1/2	W241P	157028
	2	W242P	157029
	3	W243P	157030
	4	W244P	157031

### U Bend for P-Trap

	1-1/2	W1011P	157000
	2	W1012P	157001

### P-Trap 2 piece

	1-1/2	W1021P	157083
	2	W1022P	157084


### P-Trap Long Radius 3 piece

	1-1/2	WT11P	157085
	2	WT12P	157086
	3	WT13P	157087
	4	WT14P	157088

### Running Trap

	1-1/2	W1041P	157089
	2	W1042P	157090

### Fabricated Cap

	1-1/2	W641P	157053
	2	W642P	157054
	3	W643P	157055
	4	W644P	157056