



STRAIN-RELIEF GRIPS | Wide-Range Grips | Cord Sealing Grips


Strain-Relief Grips

Strain-relief grips are used to connect cords or cable to electrical enclosures and equipment. These grips prevent pullout due to tension and limit the arc of bend at the point of entry; strain is distributed over the length of mesh rather than concentrated at one point or transferred to the internal termination.

Wide-Range Grips

Wide-range grips are recommended for use in the wiring of enclosures, power boxes, machine tools, and power centers. They have an anodized aluminum body, galvanized steel mesh and include an insulated bushing (dust-tight).

Single Weave Galvanized Steel Mesh  				
Cat. No.	Cable Dia. Range (Inches)	NPT Size (Inches)	Mesh Length @ Nominal Dia. (Inches)	Minimum Distance Between Grips (Inches)
L7501	0.22-0.32	1/2	4	1 1/4
L7502	0.30-0.43	1/2	4 1/2	1 1/4
L7503	0.40-0.54	1/2	5 1/2	1 1/4
L7504	0.52-0.73	3/4	6 1/2	1 1/2
L7505	0.70-0.97	1	8	1 7/8
L7506	0.94-1.25	1 1/4	9	2 3/8
L7507	1.20-1.50	1 1/2	11	2 5/8
L7508	1.40-1.75	2	13	3 1/4
L7509	1.62-2.00	2 1/2	13 1/2	3 5/8
L7511	2.00-2.45	2 1/2	13 1/2	3 5/8






L7504
Galvanized steel mesh

Cord Sealing Grips

Cord sealing grips with mesh are nylon devices used to connect electrical cables to boxes, cabinets, pushbuttons, enclosures, etc. They are liquid-tight devices that are highly resistant to impact and corrosion. Non-metallic cord sealing grips will not support combustion. The ratings are: Wire Mesh Grip-94 HB and Fitting-94V-2.

Cord sealing grip products are suitable for use in wet locations so long as a listed sealing ring is used between the box and the fitting (sealing ring not included).

Nylon Cord Sealing Grips with Mesh, Straight and 90°   **						
Cat. No.	Stainless Steel Mesh		Cat. No.		Cable Dia. Range (Inches)	NPT (Form Size)
	Straight	90°	Straight	90°		
L7521	—	L7527	L7522	L7524	.187-.250	1/2" (F2)
—	L7527	—	—	L7528	.250-.312	1/2" (F2)
—	L7532	—	—	L7533	.312-.375	1/2" (F2)
—	L7536	—	—	—	.375-.437	1/2" (F2)
L7538	L7541	L7539	L7539	L7542	.437-.500	1/2" (F2)
L7543*	L7544*	—	—	—	.500-.562	1/2" (F2)
L7545*	L7546*	—	—	—	.562-.625	1/2" (F2)
L7601	—	L7602	L7602	L7604	.187-.250	3/4" (F3)
L7605	—	—	—	—	.250-.375	3/4" (F3)
—	L7612	—	—	—	.375-.437	3/4" (F3)



L7521
Straight — SS mesh



L7527
90° — SS mesh

*Cable jacket may have to be stripped for clearance.

Note: F2, F3 and F4 are fitting form sizes.

**Cord Sealing grips with non-metallic mesh are UL Listed and CSA Certified.

Cord Sealing grips with stainless steel mesh are CSA Certified only

Continued on next page

Wire Mesh Safety Grips

STRAIN-RELIEF GRIPS



STRAIN-RELIEF GRIPS | Liquid-Tight Grips | Wiring Device I-Grips

Liquid-Tight Grips

Liquid-tight grips are woven stainless steel mesh with zinc-plated steel and malleable iron bodies for corrosion resistance. They are used to connect liquid-tight flexible metal conduit to electrical enclosures to prevent conduit pullout. Each fitting is supplied with an insulated throat to ensure conductor insulation and protect against damage caused by flexing, heat expansion and contraction. Liquid-tight grips are recommended in the wiring of motors and any electrical enclosure where liquid-tight conduit is subject to motion or strain. UL Listed and CSA Certified.

Liquid-Tight Grips for Metallic Conduit


Cat. No. Straight Male	Cat. No. 90° Male	Cat. No. 45° Male	Cat. No. Straight Female	Fitting Size (Inches)	Mesh Length (Inches)
—	—	L7931	L7951	3/8	2 5/8
L7902	L7916	L7932	—	1/2	3 7/8
L7903	L7917	—	L7953	3/4	4 3/8
L7904	L7918	—	L7954	1	5 1/4
L7905	L7919	—	—	1 1/4	5 5/8
L7906	L7921	—	—	1 1/2	5 3/4
L7907	L7922	—	—	2	7 1/2
L7908	—	—	—	2 1/2	9 5/8
L7911	L7924	L7939	—	3	10 5/8
L7912	—	—	—	4	12



L7902
Straight — Male



L7922
90° — Male



L7951
Straight — Female



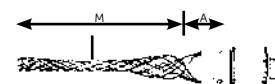
L7990
90° — Male



L7965
Straight — Male



L8003



Liquid Tight Grips for Non-Metallic Type "A" Flexible Conduit

Cat. No. Straight Male	Cat. No. 90° Male	Fitting Size (Inches)	Mesh Length (Inches)
L7962	L7990	1/2	10
—	L7967	3/4	10 1/2
—	L7968	1	12
L7965	L7969	1 1/4	17
—	L7971	1 1/2	21 1/2
L7970	L7972	2	24

Wiring Device I-Grips

I-grips provide additional strain-relief for plugs and connectors used on portable equipment in commercial and institutional applications, and industrial plant and construction site areas which incur abnormally high abuse. Grips are made of galvanized steel.

Wiring Device I-Grips

Cat No.	Cable Dia. Range (Inches)	Eye Dimensions (A) (Inches)	Mesh Length (M) (inches)
L8001	.30-.43	1 11/16	4 3/4
L8002	.40-.56	1 11/16	6
L8003	.52-.73	1 11/16	7
L8004	.70-.85	1 15/16	8 1/2
L8005	.82-1.00	1 15/16	8 1/2
L8006	.94-1.25	1 15/16	10 1/2



Related Products

For information on Wire Mesh Strain-Relief Grips for use with Portable Outlet Boxes see page J-35 in the Temporary Power section.