


# HOUSINGS & WALLPLATES | QuickPort® Surface-Mount & DIN Rail-Mount Boxes



## QUICKPORT BOXES, MODULES, & ACCESSORIES

- Surface-mount boxes and back boxes have breakouts to match common raceway systems and cable entry
- One-, two-, and four-port surface-mount boxes are plenum rated (compliant with NEC 300-22 (b)(c))
- Mounts with screws or adhesive mounting tape (both provided), or with magnets or modular furniture brackets (sold separately) (page D13)
- 4S089 products are designed to work with Leviton shielded or UTP Cat 6A connectors to allow proper bend-radius control

## QUICKPORT DIN RAIL-MOUNT BOXES

- Provide an ideal network patching location for industrial automation and control panels
- Compatible with standard and low-profile 35 mm symmetrical DIN rails and 32 mm asymmetrical DIN rails
- Accept one QuickPort Decora® Insert with one, two, three, four, or six ports
- Box depth suitable for Cat 5e or Cat 6 applications

### QUICKPORT SURFACE-MOUNT BOXES

DESCRIPTION	WHITE	IVORY	LIGHT ALMOND	GREY	BLACK
<b>[A]</b> 12-Port Surface-Mount Box, 7.60" W x 5.02" D x 1.13" H	41089-12W	41089-12I	—	41089-12G	41089-12E
<b>[B]</b> 6-Port Surface-Mount Box, 6.38" W x 3.22" D x 1.08" H	41089-6WP	41089-6IP	—	41089-6GP	41089-6EP
<b>[C]</b> 4-Port Surface-Mount Box, 4.77" W x 3.21" D x 1.05" H	41089-4WP	41089-4IP	—	41089-4GP	41089-4EP
<b>[D]</b> 2-Port Surface-Mount Box, 2.52" W x 2.22" D x 1.10" H	41089-2WP	41089-2IP	41089-2TP	41089-2GP	41089-2EP
<b>[E]</b> 1-Port Surface-Mount Box, 1.42" W x 2.22" D x 1.10" H	41089-1WP	41089-1IP	—	41089-1GP	41089-1EP
<b>[F]</b> 2-Port Surface-Mount Box Extended Depth*, 2.5" W x 3.00" D x 1.22" H	4S089-2WP	4S089-2IP	—	—	—
<b>[G]</b> 4-Port Surface-Mount Box Extended Depth*, 5.6" W x 5.20" D x 1.22" H	4S089-4WP	4S089-4IP	—	—	—

### SINGLE- AND DUAL-GANG SURFACE-MOUNT BACK BOXES


<b>[H]</b> Single-Gang Standard Back Box, 4.72" H x 2.96" W x 1.89" D	42777-1WA	42777-1IA	—	42777-1GA	42777-1EA
<b>[I]</b> Single-Gang Shallow Back Box, 4.72" H x 2.96" W x 1.45" D	42777-1WB	42777-1IB	—	42777-1GB	42777-1EB
<b>[J]</b> Dual-Gang Standard Back Box, 4.72" H x 4.77" W x 1.89" D	42777-2WA	42777-2IA	—	42777-2GA	42777-2EA
<b>[K]</b> Dual-Gang Shallow Back Box, 4.72" H x 4.77" W x 1.45" D	42777-2WB	42777-2IB	—	42777-2GB	42777-2EB

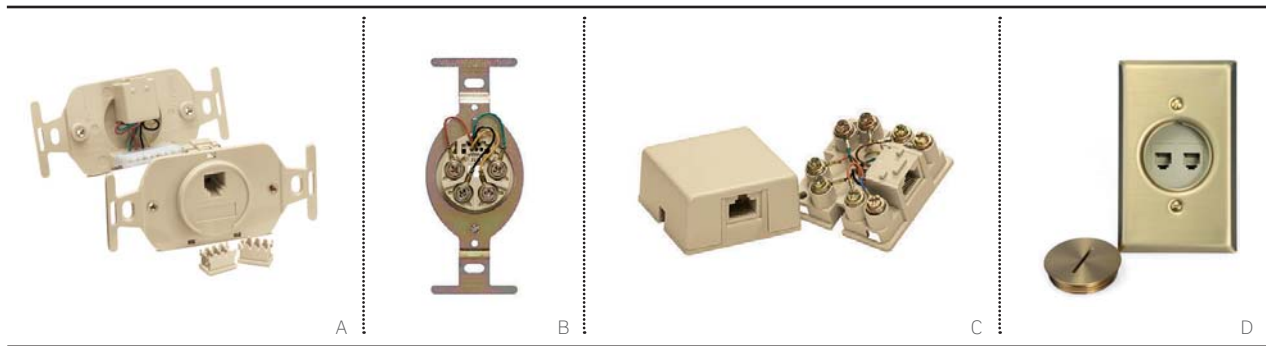
\*For shielded connectors and large bend-radius cables.

### QUICKPORT DIN RAIL-MOUNT BOXES

<b>[L]</b> DIN Rail-Mount Box, with 6-port QuickPort Decora Insert*	—	—	—	—	41089-6DN
<b>[M]</b> DIN Rail-Mount Box, Empty	—	—	—	—	41089-0DN

\*QuickPort Connectors not included. See pages A8-A10.





## ROUND TELEPHONE INSERTS & SURFACE-MOUNT BOXES

- Round inserts available with screw terminal or 110-style termination
- See page D14 for wallplates with round openings
- Surface-mount boxes feature 4-, 6-, and 8-conductor screw terminal connections
- Shorting bar option for use with monitored home security systems

## QUICKPORT® FLOOR BOX ASSEMBLIES

- Combine voice, data, and AV connectors in convenient in-floor locations
- Floor box assemblies include brass wallplate and screw cap
- Inserts and connectors are ivory

### ROUND TELEPHONE INSERTS

DESCRIPTION	WHITE	LT. ALMOND	IVORY	GREY
<b>[A]</b> Round Insert, 6P4C, 110 termination	—	—	41054-IDD	—
<b>[B]</b> Round Insert, 6P4C, screw terminal	—	—	40201-00I	—

### SURFACE-MOUNT TELEPHONE BOXES

Surface-Mount Box, 6P4C, screw terminal	4625A-24W	—	4625A-24I	—
Surface-Mount Box, 6P6C, screw terminal	4625A-26W	—	4625A-26I	—
<b>[C]</b> Surface-Mount Box, 8P8C, screw terminal	40278-00W	40278-00T	40278-00I	40278-00G
Surface-Mount Box, 8P8C with shorting bar, screw terminal, RJ-31X	—	40278-SBT	40278-SBI	—

### QUICKPORT FLOOR BOX ASSEMBLY WITH INSERT, BRASS PLATE, & SCREW CAP

DESCRIPTION	PART NO.
Floor Box Assembly, one F-connector module, one blank module	41650-00F
Floor Box Assembly, one 6P6C connector, one blank module	41650-006
Floor Box Assembly, two port, includes one blank module	41652-000
<b>[D]</b> Floor Box Assembly, two 6P6C connectors	41652-006
Floor Box Assembly, one 6P6C connector, one F-connector module	41652-06F

Floor Box Assemblies sold as complete kits only, individual components not sold separately.

