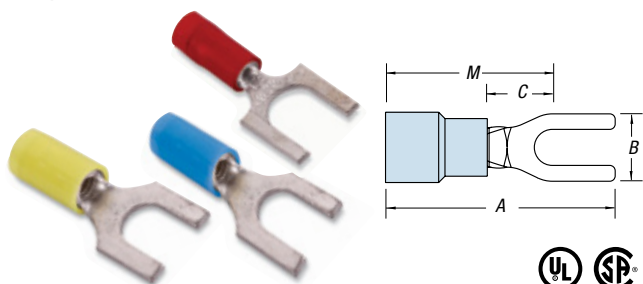


Fork Terminals

- Fork terminals enable easy installation because the mounting screw does not have to be completely removed
- Brazed-seam barrel is serrated for high pull-out value. Terminal is high-conductivity electrolytic copper, electro-tin plated.
- Insulation is color coded
- Vinyl-insulated fork terminals have extra-long PVC insulation sleeve for protection and stress relief at wire's flex point
- Suffix "X" indicates an expanded insulation support, meaning a wider wire entry to accommodate heavy wall insulation

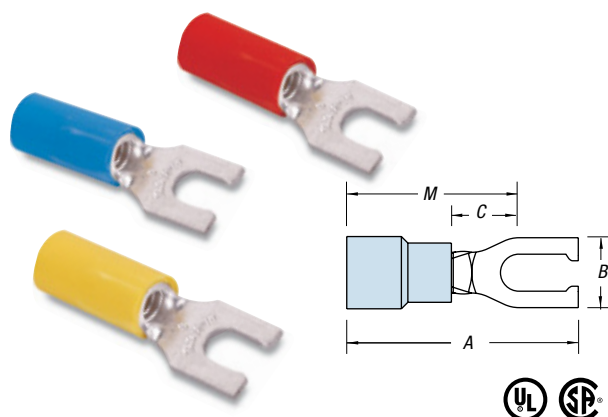


Nylon-Insulated Forks

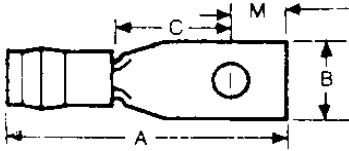
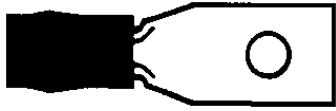


CAT. NO.	PKG. QTY.	WIRE RANGE	MAX. INS.	BOLT HOLE	REC. TOOL	DIMENSIONS				STOCK THICK.		
						A	B	C	M			
RA18-6F	100	22-16	.136	#6	ERG4001	.83	.25	.25	.71	.02		
RA1103	1,000	22-16	.136	#6		.83	.25	.25	.71			
RA18-8F	100	22-16	.136	#8		.86	.31	.25	.71			
RA1123	1,000	22-16	.136	#8		.86	.31	.25	.71			
RA18-10F	100	22-16	.136	#10		.86	.31	.25	.71			
RA1153	1,000	22-16	.136	#10		.86	.31	.25	.71			
RA18-14F	100	22-16	.136	1/4"		.95	.44	.31	.70			
RA1163	1,000	22-16	.136	1/4"		.95	.44	.31	.70			
RB14-6F	100	18-14	.162	#6		ERG4001	.87	.31	.25		.71	.03
RB1113	1,000	18-14	.162	#6			.87	.31	.25		.71	
RB14-8F	100	18-14	.162	#8	.87		.31	.25	.71			
RB1123	1,000	18-14	.162	#8	.87		.31	.25	.71			
RB14-10F	100	18-14	.162	#10	.87		.38	.25	.71			
RB1153	1,000	18-14	.162	#10	.87		.38	.25	.71			
RB14-14F	100	18-14	.162	1/4"	.95		.44	.28	.74			
RB1163	1,000	18-14	.162	1/4"	.95		.44	.28	.74			
RB1103	1,000	18-14	.162	#6	.74		.28	.16	.60			
RB1124	1,000	18-14	.190	#8	.95		.31	.25	.79			
RB1154	1,000	18-14	.190	#10	.95	.31	.25	.79				
RC10-6F	50	12-10	.210	#6		.97	.31	.27	.81	.04		
RC1113	500	12-10	.210	#6		.97	.31	.27	.81			
RC10-8F	50	12-10	.210	#8		1.00	.37	.27	.81			
RC1123	500	12-10	.210	#8		1.00	.37	.27	.81			
RC10-10F	50	12-10	.210	#10		1.00	.37	.27	.81			
RC1153	500	12-10	.210	#10		1.00	.37	.27	.81			
RC10-14F	50	12-10	.210	1/4"		1.12	.50	.27	.86			
RC1163	500	12-10	.210	1/4"		1.12	.50	.27	.86			
RC1124	1,000	12-10	.250	#8		1.10	.37	.27	.91			
RC1154	1,000	12-10	.250	#10		1.10	.37	.27	.91			

Nylon-Insulated Locking Forks



CAT. NO.	PKG. QTY.	WIRE RANGE	MAX. INS.	BOLT HOLE	REC. TOOL	DIMENSIONS				STOCK THICK.		
						A	B	C	M			
RA18-6FL	100	22-16	.136	#6	ERG4001	.86	.25	.25	.71	.02		
RA2213	1,000	22-16	.136	#6		.86	.25	.25	.71			
RA18-8FL	100	22-16	.136	#8		.86	.29	.25	.71			
RA2243	1,000	22-16	.136	#8		.86	.29	.25	.71			
RA18-10FL	100	22-16	.136	#10		.86	.29	.25	.71			
RA2253	1,000	22-16	.136	#10		.86	.29	.25	.71			
RB14-6FL	100	18-14	.162	#6		ERG4001	.87	.25	.25		.71	.03
RB2213	1,000	18-14	.162	#6			.87	.25	.25		.71	
RB2214	1,000	18-14	.190	#6			.95	.25	.25		.79	
RB14-8FL	100	18-14	.162	#8			.87	.29	.25		.71	
RB2233	1,000	18-14	.162	#8	.87		.29	.25	.71			
RB14-10FL	100	18-14	.162	#10	.87		.29	.25	.71			
RB2253	1,000	18-14	.162	#10	.87		.29	.25	.71			
RB2254	1,000	18-14	.190	#10	.95		.29	.25	.71			
RC10-6FL	50	12-10	.210	#6			.97	.31	.27	.81	.04	
RC2203	500	12-10	.210	#6			.97	.31	.27	.81		
RC2204	1,000	12-10	.250	#6		1.07	.31	.27	.91			
RC10-8FL	50	12-10	.210	#8		1.00	.37	.27	.81			
RC2213	500	12-10	.210	#8		1.00	.37	.27	.81			
RC10-10FL	50	12-10	.210	#10		1.00	.37	.27	.81			
RC2223	500	12-10	.210	#10		1.00	.37	.27	.81			
RC2224	1,000	12-10	.250	#10		1.10	.37	.27	.91			
RC10-14FL	50	12-10	.210	1/4"		1.12	.50	.32	.86			
RC2233	500	12-10	.210	1/4"		1.12	.50	.32	.86			



Stock Thickness:

RA & RB = .03

RC = .04

Note:

22-18 ga. = 1-2 Navy

16-14 ga. = 2½-4 Navy

12-10 ga. = 6-9 Navy

Nylon Insulated Rectangular L80

Cat. No.	Stud Size	Wire Range	Dimensions				Bu-Ships Tongue Shape
			A	B	C	M	
Series RA							
RA486	#4	22-18	.796	.237	.237	.143	L86P-1
RA485	#4	22-18	1.015	.237	.404	.195	L85P-1
RA483	#5	22-18	.859	.277	.277	.143	L83P-1
RA484	#6	22-18	1.015	.237	.404	.195	L84P-1
RA481	#6	22-18	1.109	.302	.465	.227	L81P-1
RA482	#8	22-18	1.109	.302	.465	.227	L82P-1
RA480**	#8	22-18	1.359	.390	.621	.310	L80P-1
Series RB							
RB486	#4	16-14	.796	.237	.237	.143	L86P-2
RB485	#4	16-14	1.015	.237	.404	.195	L85P-2
RB483	#5	16-14	.859	.277	.277	.143	L83P-2
RB484	#6	16-14	1.015	.237	.404	.195	L84P-2
RB481	#6	16-14	1.109	.302	.465	.227	L81P-2
RB482	#8	16-14	1.109	.302	.465	.227	L82P-2
RB480**	#8	16-14	1.359	.390	.621	.310	L80P-2
Series RC							
RC486	#4	12-10	.984	.237	.237	.143	L86P-3
RC485	#4	12-10	1.187	.237	.404	.195	L85P-3
RC483	#5	12-10	1.046	.277	.277	.143	L83P-3
RC484	#6	12-10	1.203	.237	.404	.195	L84P-3
RC481	#6	12-10	1.281	.302	.465	.227	L81P-3
RC482	#8	12-10	1.281	.302	.465	.227	L82P-3
RC480**	#8	12-10	1.531	.390	.621	.310	L80P-3

** Not available on tape.

Note: RA, RB, RC486 for use with BU-Ships terminal board types 26TB. RA, RB, RC485 for use with 25TB and 27TB. RA, RB, RC483 for use with 8TB. RA, RB, RC484 for use with 10TB and 11TB. RA, RB, RC481 for use with 6TB, 7TB and 9TB. RA, RB, RC482 for use with 15TB. RA, RB, RC480 for use with 3TB, 4TB, 5TB, 16TB, 17TB and 18TB.

Note: When ordering terminals on tape add the suffix **M**, example: (RA250M), to the catalog number.

U.L. Listed E9809

Installing Tools: ERG2001, WT145C

Most standard bulk catalog numbers can be put on Mylar Tape for reel fed applications (i.e. 12050 tool and application dies). See page O1149.

Please put the suffix M for Mylar Tape RA2573M. (Bulk number 1000 and 500 packages.)