

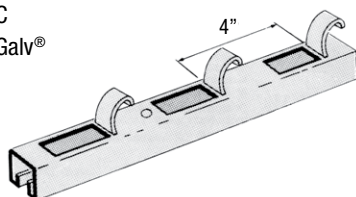
Channels and Concrete Inserts

Concrete inserts

Concrete Channel Inserts

***Finishes**

- HDGC
- GoldGalv®
- PGC



Insert with end caps and foam closure strip installed.

Cat. No.	Length (ft.)	Gauge	Wt. (lb./ft.)
A302-10*	10	12	2.19
A302-20*	20		2.19
B302-10*	10		1.36
B302-20*	20		1.36

Design Load 2000 lb. per foot in hard rock concrete with a safety factor of 3.

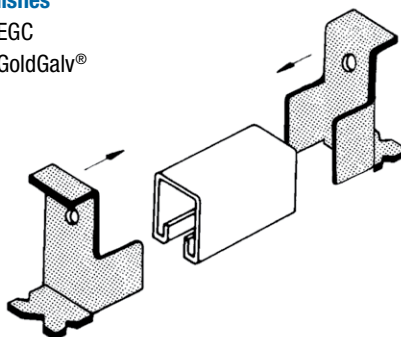
Standard lengths: 10 ft. and 20 ft.

Length tolerance: 3/16 in.

Anchor Caps

***Finishes**

- EGC
- GoldGalv®



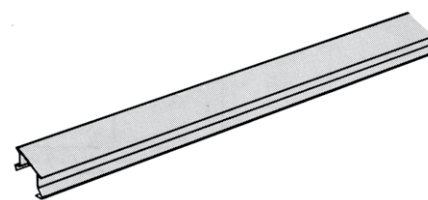
12 gauge, Wt./C: 30 lb./C

A450* For A Series

C450* For C Series

From pieces of A, B, C channel and a pair of anchor caps, short concrete inserts can be fabricated in the field.

460-10TB Removable Plastic Closure Strip



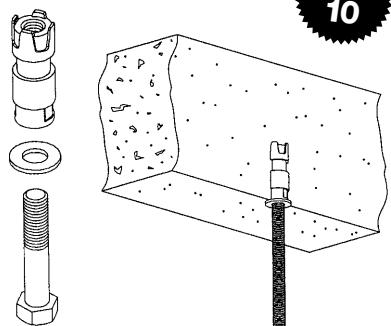
Designed as an added precaution to keep insert free of concrete. Closure strip fits all 1-5/8 in. wide strip inserts, regardless of depth.

Order per 10 foot, standard length is 10 ft.

Material – Black Plastic

Wt./C 52 lb.

SI400 Spot Insert Kit



Cat. No.	Thred size	O.D. Insert	Wt./C lb.
SI400-3/8	3/8 – 16	2x5/8	10
SI400-1/2	1/2x13x1-1/4	2-1/2x7/8	35

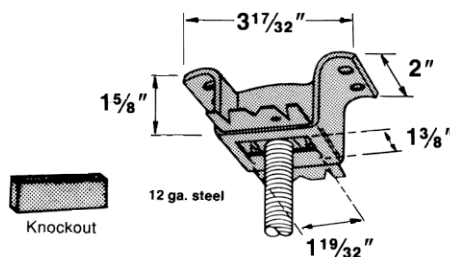
Other sizes available.

Maximum recommended load:

SI400-3/8 = 450 lb./204 kg

SI400-1/2 = 1000 lb./454 kg

452TB Spot Insert



Standard Finish – GoldGalv®

An insert with a knockout saves covering the opening. Accommodates hanger rod sizes from 1/4 in. through 7/8 in. by means of an AB102 insert nut, to be ordered separately.

Design load: 1350 lb. in 3000 lb. hard rock concrete with a safety factor of 3.

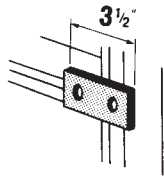
Complies with Specification MSS SP69, Type 18.

Fittings and Brackets

Flat Fittings

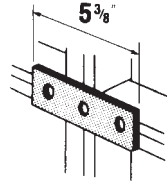
AB206

AB206HDGC
AB206EG
AB206
AB206SS6C
Wt./C 35 lb.



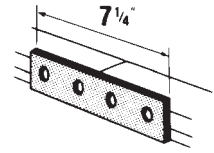
AB207

AB207HDGC
AB207EG
AB207
AB207SS6C
Wt./C 52 lb.



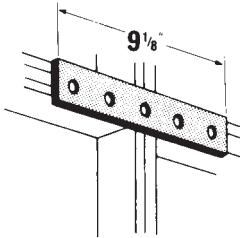
X207

X207HDG
X207EG
X207
X207SS6
Wt./C 78 lb.



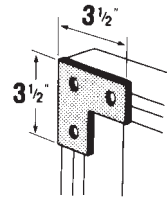
X208

X208HDG
X208EG
X208
X208SS6C
Wt./C 88 lb.



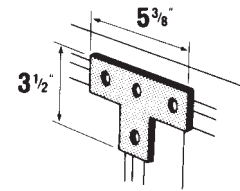
AB219

AB219HDGC
AB219EG
AB219
AB219SS6C
Wt./C 53 lb.



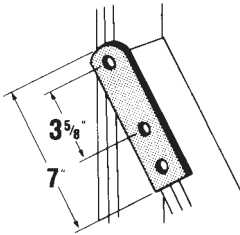
AB220

AB220HDGC
AB220EG
AB220
AB220SS6C
Wt./C 78 lb.



AB240

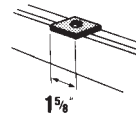
AB240HDG
AB240EG
AB240
Wt./C 69 lb.



AB241

***Finishes**

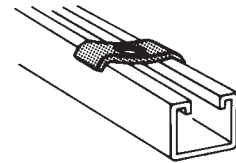
- HDGC
- EG
- GoldGalv®
- SS6C



Cat. No.	Bolt Size (in.)	Wt./C lb.
AB241-1/4*	1/4	18
AB241-5/16*	5/16	18
AB241-3/8*	3/8	18
AB241-1/2*	1/2	17
AB241-5/8*	5/8	15
AB241-3/4*	3/4	14

AB242

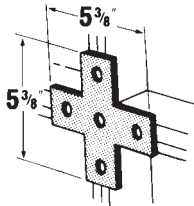
AB242HDGC
AB242EG
AB242
Wt./C 9 lb.



For use with either 3/8 in. or 1/2 in. hanger rod.

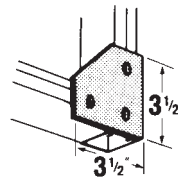
AB253

AB253HDGC
AB253EG
AB253
AB253SS6C
Wt./C 97 lb.



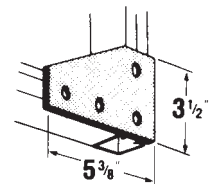
AB255

AB255HDGC
AB255EG
AB255
Wt./C 70 lb.



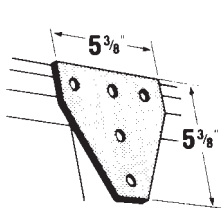
AB257

AB257HDGC
AB257EG
AB257
Wt./C 105 lb.



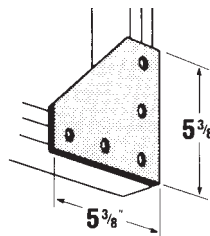
AB261

AB261HDGC
AB261EG
AB261
Wt./C 148 lb.



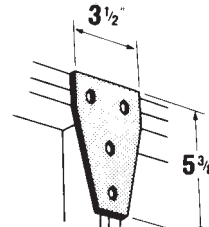
AB263

AB263HDGC
AB263EG
AB263
AB263SS6
Wt./C 150 lb.



AB265

AB265HDGC
AB265EG
AB265
Wt./C 105 lb.



Standard Dimensions

Hole Spacing
Hole Spacing
Hole Size
Material
Material

13/16 in. From End
1-7/8 in. Centers
9/16 in. Diam.
1-5/8 in. Width
1/4 in. Thick

Materials

HDG(C)
EG(C)
(No suffix)
SS6(C)

Hot-Dipped Galvanized
ElectroGalvanized
GoldGalv®
Stainless Steel 316