






FITTINGS - MISC., & SOLVENT CEMENT


END CAP			
	Size (in)	Part Number	Unit Quantity
	1/2	59645	200
	3/4	59646	150
	1	59647	100
	1 1/4	59648	40
	1 1/2	59649	40
	2	59125	20
	2 1/2	59126	15
	3	59127	10
	4	59128	12
5	59129	4	
6	59130	10	


END BELL MOLDED			
	Size (in)	Part Number	Unit Quantity
	1/2	59673	100
	3/4	59674	100
	1	59675	50
	1 1/4	59676	50
	1 1/2	59677	50
	2	59678	40
	2 1/2	59679	50
	3	59680	50
	3 1/2	59681	50
4	59682	50	
5	59683	25	
6	59684	15	

JUNCTION BOX ADAPTERS			
	Size (in)	Part Number	Unit Quantity
	1/2	33715	100
	3/4	33716	100
	1	33717	100
	1 1/4	33718	50
	1 1/2	33719	50
	2	33720	25
	2 1/2	33721	10
	3	33722	10
	3 1/2	33723	10
4	33724	10	

REDUCER BUSHINGS			
	Size (in)	Part Number	Unit Quantity
	3/4 x 1/2	59897	3x100
	1 x 1/2	802738	3x100
	1 x 3/4	59899	200
	1 1/4 x 3/4	802739	2x25
	1 1/4 x 1	59901	100
	1 1/2 x 1	802740	50
	1 1/2 x 1 1/4	59903	50
	2 x 1	802741	50
	2 x 1 1/4	802742	25
	2 x 1 1/2	59905	25
	2 1/2 x 2	59906	15
	3 x 2	802743	25
	3 x 2 1/2	59909	15
	4 x 2	802744	15
4 x 3	59908	10	
4 x 3 1/2	59910	15	

POLY PLUG WITH PULLING EYE			
	Size (in)	Part Number	Unit Quantity
	2	802918	60
	3	802919	30
	4	802920	48
	5	802921	30
	6	802922	30

CONDUIT CEMENT #99			
	Size Descr.	Part Number	Unit Quantity
	1/2 Pint	85177	24
	Pint	85174	12
	Quart	85175	12
	Gallon	85176	6

PRIMER CLEAR			
	Size (in)	Part Number	Unit Quantity
	1/2 Pint	813088	24
	Pint	813085	12
	Quart	813087	12
	Gallon	813091	6

- Purple primer and gray conduit cement available upon request.
- Contact your Allied Tube & Conduit, Electrical representative for more information