

### TYPE YSR-TC

### HYREDUCER™

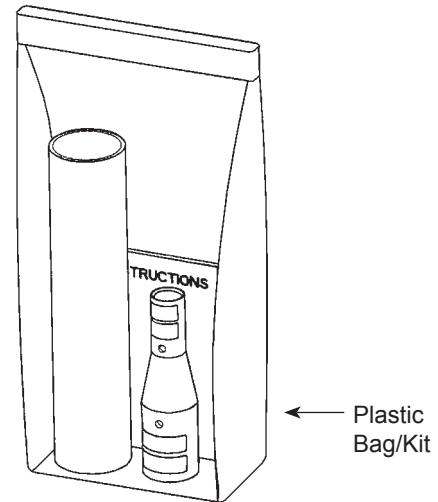
C-158

### In-Line Reducer Splice Kits

YSR-TC reducing splice kits provide for splicing two different cable sizes with inspection holes. The larger conductor is inserted first and butts against the center of the connector where the smaller barrel begins. Constructed from seamless, high conductivity electrolytic copper tubing for maximum conductivity and tin plated to resist corrosion. The YSR-TC family also features the BURNDY® color code system.

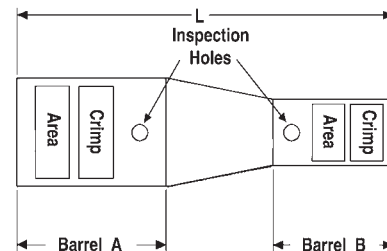
### Features & Benefits

- Each splice kit includes one YSR-TC compression in-line splice reducer connector and heat shrink
- The YSR-TC in-line compression splice reducer connector provided in the kit is UL Listed in accordance with UL 486A-486B - Wire Connectors; UL Listed 90°C up to 35kV
- Barrels have 2 inspection windows on each side to allow for visual verification that the wire has been fully inserted prior to crimping the splice
- Designed configurations allow for Copper Code-to-Code wire connections, Copper Code-to-Flex wire connections, and Copper Flex-to-Flex wire connections; see table for more complete details
- Barrel is designed with a taper to accommodate a main run wire that is reduced to a smaller tap wire
- Barrel also provided with an internal chamfer at the wire entry to ensure smooth insertion of the wire, preventing possible damaging of the wire strands during insertion
- Electro-tin plated unless otherwise specified to reduce galvanic corrosion (bimetallic) and resist corrosive elements
- Short/Standard length barrel is recommended for installations with limited space requirements
- Connectors are clearly marked with color coding
- Can be used in place of H-taps; the in-line design saves space in cable trays and other similar applications



### Connector with Clear Heat Shrink Kit

Clear heat shrink UL224 VW1 Listed. Passes TELCORDIA GR-347-CORE Abrasion and Cut Test up to 750 kmil Class B code cable; contact factory for 750 flex cable applications.



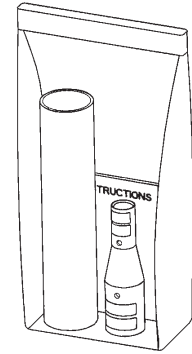
**TYPE YSR-TC**

**HYREDUCER™**

In-Line Reducer Splice Kits  
(Continued)

**Connector with Clear Heat Shrink Kit**

Clear heat shrink UL224 VW1 Listed. Passes TELCORDIA GR-347-CORE Abrasion and Cut Test up to 750 kcmil Class B code cable; contact factory for 750 flex cable applications.



← Plastic Bag/Kit

C-161

Clear Heat Shrink Kit Catalog Number	Wire Size				Connector								Wire Strip Length	
	Barrel A		Barrel B		Dimensions			Color Code		Die Index		Barrel A	Barrel B	
	AWG	mm <sup>2</sup>	AWG	mm <sup>2</sup>	Barrel A	Barrel B	L	Barrel A	Barrel B	Barrel A	Barrel B			
YSR34FX29FXLTCKITC	350 kcmil G,H,I,K,M DLO 373 (925/24)	240 mm <sup>2</sup>	250 kcmil Flex 4/0 AWG G,H,I,K, DLO (550/24)	120 mm <sup>2</sup>	1.69	1.44	3.81	Blue	Yellow	19 or L80	16	1.60	1.38	
YSR34FX28FXLTCKITC			4/0 AWG G,H,I,K,M DLO (550/24) 4/0 AWG	120 mm <sup>2</sup>	1.69	1.43	3.86		Purple		15	1.60	1.36	
YSR34FX28LTCKITC			4/0 AWG Code	-	1.69	1.30	3.95		Purple		15	1.60	1.24	
YSR34FX26FXLTCKITC			2/0 AWG G,H,I,K,M DLO (325/24) 2/0 AWG	70 mm <sup>2</sup> Class 5	1.69	1.13	3.94		Black		13	1.60	1.09	
YSR34FX25FXLTCKITC			1/0 AWG G,H,I,K,M DLO (275/24) 1/0 AWG	50 mm <sup>2</sup>	1.69	1.04	4.01		Pink		12	1.60	1.00	
YSR34FX2CFXLTCKITC			#2 AWG G,H,I,K,M DLO (150/24) #2 AWG	35 mm <sup>2</sup>	1.69	0.82	4.02		Brown		10	1.60	0.78	
YSR34FX4CFXLTCKITC ††			#4 AWG G,H,I,K,M DLO (105/24)	-	1.69	0.74	4.11		Gray		8	1.60	0.71	
YSR34FX6CFXLTCKITC ††			#6 AWG G,H,I,K,M DLO (61/24) #6 AWG	16 mm <sup>2</sup>	1.69	0.73	4.26		Blue		7	1.60	0.70	
YSR3129FXLTCKITC	350 kcmil Code	185 mm <sup>2</sup> Class 2	250 kcmil Flex 4/0 AWG G,H,I,K, DLO (550/24)	120 mm <sup>2</sup>	1.49	1.44	3.13	Red	Yellow	18	16	1.41	1.38	
YSR3128FXLTCKITC			4/0 AWG G,H,I,K,M DLO (550/24) 4/0 AWG	120 mm <sup>2</sup>	1.25	1.40	3.25		Purple		15	1.41	1.36	
YSR3128LTCKITC			4/0 AWG Code	-	1.49	1.30	3.27		Purple		15	1.41	1.24	
YSR3126FXLTCKITC			2/0 AWG G,H,I,K,M DLO (325/24) 2/0 AWG	70 mm <sup>2</sup> Class 5	1.49	1.16	3.24		Black		13	1.41	1.10	
YSR3125FXLTCKITC			1/0 AWG G,H,I,K,M DLO (275/24) 1/0 AWG	50 mm <sup>2</sup>	1.49	1.04	3.33		Pink		12	1.41	1.00	

† Provided with 2 heat shrink tubings. One will overlap the other; install the smaller first and larger over it.

Separate Installation Tooling Chart follows.

# Compression Connections

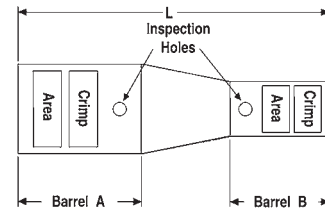
**BURNDY®**

Copper Compression — Reducing Splice Kit — Code/Flex — Standard Barrel — Inspection Window

## TYPE YSR-TC

### Connector with Clear Heat Shrink Kit

Clear heat shrink UL224 VW1 Listed.  
 Passes TELCORDIA GR-347-CORE Abrasion and  
 Cut Test up to 750 kcmil Class B code cable; contact  
 factory for 750 flex cable applications.



## INSTALLATION TOOLING CHART

Standard Barrel with Inspection Window  
 (Continued)

C-168

Clear Heat Shrink Kit Catalog Number	Wire Size				Connector				Installation Tooling											
	Barrel A		Barrel B		Color Code		Die Index		Hydraulic Y750, Y35, Y46*, PAT750, PAT46* Series		Hydraulic Y500CTHS, PAT500 Series		Mechanical OUR840, MD7-34		Dieless Y644/PAT644 Series, MY29-11, MRC840					
	AWG	mm <sup>2</sup>	AWG	mm <sup>2</sup>	Barrel A	Barrel B	Barrel A	Barrel B	Barrel A	Barrel B	Barrel A	Barrel B	Barrel A	Barrel B	Barrel A	Barrel B				
YSR34FX31LTCKITC	350 kcmil G,H,I,K,M DLO 373 (925/24)	240 mm <sup>2</sup>	350 kcmil Code	185 mm <sup>2</sup>	Blue	Red	19 or L80	18	U31RT (2)	U31RT (2)	W31VT (2) W31RT (2)	W31VT (2)	W31VT (2)	W31VT (2)	Y/PAT644 (1)	Y/PAT644 (1)				
YSR34FX29FXLTCKITC			250 kcmil Flex 4/0 AWG G,H,I,K, DLO (550/24)	120 mm <sup>2</sup>		Yellow				16							U29RT (1)	W29VT (2) W29RT (2) X29RT (4)	W29VT (2) X29RT (4)	Y/PAT644 (1)
YSR34FX28FXLTCKITC			4/0 AWG G,H,I,K,M DLO (550/24) 4/0 AWG	120 mm <sup>2</sup>		Purple				15							U28RT (1)	W28VT (2) W28RT (2) X28RT (3)	W28VT (2) W28RT (2) X28RT (2)	MY29-11 (1) Y/PAT644 (1)
YSR34FX28LTCKITC			4/0 AWG Code	-		Purple				15							U28RT (1)	W28VT (2) W28RT (2) X28RT (3)	W28VT (2) W28RT (2) X28RT (2)	MY29-11 (1) MRC840 (2) Y/PAT644 (1)
YSR34FX26FXLTCKITC			2/0 AWG G,H,I,K,M DLO (325/24) 2/0 AWG	70 mm <sup>2</sup> Class 5		Black				13							U26RT (1)	W26VT (2) W26RT (2) X26RT (2)	W26VT (2) W26RT (2) X26RT (2)	MY29-11 (1) Y/PAT644 (1)
YSR34FX25FXLTCKITC			1/0 AWG G,H,I,K,M DLO (275/24) 1/0 AWG	50 mm <sup>2</sup>		Pink				12							U25RT (1)	W25VT (2) W25RT (2) X25RT (2)	W25VT (2) W25RT (2) X25RT (2)	MY29-11 (1) Y/PAT644 (1)
YSR34FX2CFXLTCKITC			#2 AWG G,H,I,K,M DLO (150/24) #2 AWG	35 mm <sup>2</sup>		Brown				10							U2CRT (1)	W2CVT (1) W2CRT (1) X2CRT (1)	W2CVT (1) W2CRT (1) X2CRT (1)	YIMRTC (2) MY29-11 (1) Y/PAT644 (1)
YSR34FX4CFXLTCKITC †			#4 AWG G,H,I,K,M DLO (105/24)	-		Gray				8							U4CRT (1)	W4CVT (1) W4CRT (1) X4CRT (1)	W4CVT (1) W4CRT (1) X4CRT (1)	YIMRTC (2) MY29-11 (1) Y/PAT644 (1)
YSR34FX6CFXLTCKITC †			#6 AWG G,H,I,K,M DLO (61/24) #6 AWG	16 mm <sup>2</sup>		Blue				7							U5CRT (1)	W5CVT (1) W5CRT (1) X5CRT (1)	W5CVT (1) W5CRT (1) X5CRT (1)	YIMRTC (1) MY29-11 (1) Y/PAT644 (1)
YSR3129FXLTCKITC			350 kcmil Code	185 mm <sup>2</sup> Class 2		250 kcmil Flex 4/0 AWG G,H,I,K, DLO (550/24)				120 mm <sup>2</sup>							Red	Yellow	18	16
YSR3128FXLTCKITC	4/0 AWG G,H,I,K,M DLO (550/24) 4/0 AWG	120 mm <sup>2</sup>			Purple	15	U28RT (1)	W28VT (2) W28RT (2) X28RT (4)	W28VT (2) W28RT (2) X28RT (4)	MY29-11 (1) MRC840 (2) Y/PAT644 (1)										
YSR3128LTCKITC	350 kcmil Code	185 mm <sup>2</sup> Class 2	4/0 AWG Code	-	Red	Purple	18	15	U31RT (2)	U28RT (1)	W31VT (2) W31RT (2)	W31VT (2)	W31VT (2)	W28VT (2) W28RT (2) X28RT (3)	Y/PAT644 (1)	MY29-11 (1) MRC840 (2) Y/PAT644 (1)				
YSR3126FXLTCKITC			2/0 AWG G,H,I,K,M DLO (325/24) 2/0 AWG	70 mm <sup>2</sup> Class 5		Black				13							U26RT (1)	W26VT (2) W26RT (2) X26RT (2)	W26VT (2) W26RT (2) X26RT (2)	MY29-11 (1) Y/PAT644 (1)
YSR3125FXLTCKITC			1/0 AWG G,H,I,K,M DLO (275/24) 1/0 AWG	50 mm <sup>2</sup>		Pink				12							U25RT (1)	W25VT (2) W25RT (2) X25RT (2)	W25VT (2) W25RT (2) X25RT (2)	MY29-11 (1) Y/PAT644 (1)
YSR312CFXLTCKITC			#2 AWG G,H,I,K,M DLO (150/24) #2 AWG	35 mm <sup>2</sup>		Brown				10							U2CRT (1)	W2CVT (1) W2CRT (1) X2CRT (1)	W2CVT (1) W2CRT (1) X2CRT (1)	YIMRTC (2) MY29-11 (1) Y/PAT644 (1)
YSR314CFXLTCKITC †			#4 AWG G,H,I,K,M DLO (105/24)	-		Gray				8							U4CRT (1)	W4CVT (1) W4CRT (1) X4CRT (1)	W4CVT (1) W4CRT (1) X4CRT (1)	YIMRTC (2) MY29-11 (1) Y/PAT644 (1)
YSR316CFXLTCKITC †			#6 AWG G,H,I,K,M DLO (61/24) #6 AWG	16 mm <sup>2</sup>		Blue				7							U5CRT (1)	W5CVT (1) W5CRT (1) X5CRT (1)	W5CVT (1) W5CRT (1) X5CRT (1)	YIMRTC (1) MY29-11 (1) Y/PAT644 (1)

† Provided with 2 heat shrink tubings. One will overlap the other; install the smaller first and larger over it.

\* Y46 / PAT46 Series require the PUADP-1 adapter for U-Dies.