

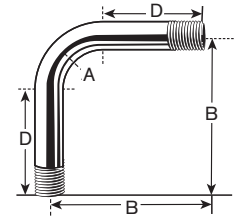
Aluminum Rigid Conduit (ARC) Elbows and Nipples

Aluminum Rigid Conduit (ARC) Large Radius 90 Degree Elbows (continued)

Certified to Canadian Standards Association Safety Standard CSA C22.2 No.45.2
 Manufactured in accordance with ANSI C80.5



Trade Size	Metric Designator	Radius (A)		Offset (B) ²		Straight (D) ²		Approximate Weight Per 100 Pieces	
		in	mm	in	mm	in	mm	lb	kg
4	103	18	457	27 3/8	695	9 3/8	238	1239	562.0
4	103	24	610	35 1/8	892	11 1/8	283	1593	722.6
4	103	30	762	39 3/8	1000	9 3/8	238	1749	793.3
4	103	36	914	47	1194	11	279	2096	950.7
4	103	42	1067	54	1372	12	305	2409	1092.7
4	103	48	1219	60 1/4	1530	12 1/4	311	2681	1216.1
4	103	60	1524	75 7/8	1927	15 7/8	403	3388	1536.8
5	129	30	762	41	1041	11	279	2474	1122.2
5	129	36	914	50 3/4	1289	14 3/4	375	3098	1405.3
5	129	42	1067	55	1397	13	330	3318	1505.0
5	129	48	1219	65 1/4	1657	17 1/4	438	4309	1954.6
5	129	60	1524	75 7/8	1927	15 7/8	403	4566	2071.1
6	155	36	914	50 3/4	1289	14 3/4	375	4128	1872.5
6	155	42	1067	55	1397	13	330	4421	2005.4
6	155	48	1219	65 1/4	1657	17 1/4	438	5738	2602.8
6	155	60	1524	75 7/8	1927	15 7/8	403	6080	2757.9



²For information only, not a requirement as per CSA Standard
 Shipped in palletized cartons or bulk.

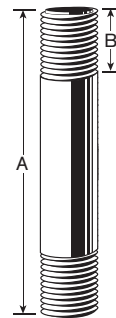
Also available in the following Degrees (60°, 45°, 30°, 22-1/2°, 15° & 11-1/4°)

Aluminum Rigid Conduit (ARC) Nipples

Certified to Canadian Standards Association Safety Standard CSA C22.2 No.45.2
 Manufactured in accordance with ANSI C80.5



Trade Size	Metric Designator	Length (A)		Total Thread Length (B) ¹		Threads Per Inch ¹	Approximate Weight Per 100 Pieces		Standard Package
		in	mm	in	mm		lb	kg	
1/2	16	(Close) 1 1/8	29	0.78	19.8	14	2	0.9	25
1/2	16	1 1/2	38	0.78	19.8	14	3	1.4	25
1/2	16	2	51	0.78	19.8	14	4	1.8	25
1/2	16	2 1/2	64	0.78	19.8	14	5	2.3	25
1/2	16	3	76	0.78	19.8	14	6	2.7	25
1/2	16	3 1/2	89	0.78	19.8	14	8	3.6	25
1/2	16	4	102	0.78	19.8	14	9	4.1	25
1/2	16	5	127	0.78	19.8	14	11	5.0	25
1/2	16	6	152	0.78	19.8	14	13	5.9	25
1/2	16	8	203	0.78	19.8	14	18	8.2	25
1/2	16	10	254	0.78	19.8	14	22	10.0	25
1/2	16	12	305	0.78	19.8	14	27	12.2	25
3/4	21	(Close) 1 3/8	35	0.79	20.1	14	3	1.4	25
3/4	21	1 1/2	38	0.79	20.1	14	3	1.4	25
3/4	21	2	51	0.79	20.1	14	5	2.3	25
3/4	21	2 1/2	64	0.79	20.1	14	6	2.7	25
3/4	21	3	76	0.79	20.1	14	7	3.2	25
3/4	21	3 1/2	89	0.79	20.1	14	9	4.1	25
3/4	21	4	102	0.79	20.1	14	10	4.5	25
3/4	21	5	127	0.79	20.1	14	13	5.9	25
3/4	21	6	152	0.79	20.1	14	18	8.2	25
3/4	21	8	203	0.79	20.1	14	21	9.5	25
3/4	21	10	254	0.79	20.1	14	26	11.8	25
3/4	21	12	305	0.79	20.1	14	32	14.5	25



¹Minimum requirement as per CSA Standard

A tolerance of minus one thread applies to Total Length of Thread

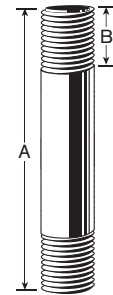
Chart continued on the next page

Aluminum Rigid Conduit (ARC) Nipples

Aluminum Rigid Conduit (ARC) Nipples (continued)

Certified to Canadian Standards Association Safety Standard CSA C22.2 No.45.2

Manufactured in accordance with ANSI C80.5



Trade Size	Metric Designator	Length (A)		Total Thread Length (B) ¹		Threads Per Inch ¹	Approximate Weight Per 100 Pieces		Standard Package
		in	mm	in	mm		lb	kg	
1	27	(Close) 1 1/2	38	0.98	24.9	11 1/2	4	1.8	25
1	27	2	51	0.98	24.9	11 1/2	6	2.7	25
1	27	2 1/2	64	0.98	24.9	11 1/2	8	3.6	25
1	27	3	76	0.98	24.9	11 1/2	10	4.5	25
1	27	3 1/2	89	0.98	24.9	11 1/2	12	5.4	25
1	27	4	102	0.98	24.9	11 1/2	15	6.8	25
1	27	5	127	0.98	24.9	11 1/2	19	8.6	25
1	27	6	152	0.98	24.9	11 1/2	23	10.4	25
1	27	8	203	0.98	24.9	11 1/2	32	14.5	25
1	27	10	254	0.98	24.9	11 1/2	40	18.1	25
1	27	12	305	0.98	24.9	11 1/2	49	22.2	25
1 1/4	35	(Close) 1 5/8	41	1.01	25.7	11 1/2	6	2.7	25
1 1/4	35	2	51	1.01	25.7	11 1/2	8	3.6	25
1 1/4	35	2 1/2	64	1.01	25.7	11 1/2	11	5.0	25
1 1/4	35	3	76	1.01	25.7	11 1/2	14	6.4	25
1 1/4	35	3 1/2	89	1.01	25.7	11 1/2	17	7.7	25
1 1/4	35	4	102	1.01	25.7	11 1/2	20	9.1	25
1 1/4	35	5	127	1.01	25.7	11 1/2	26	11.8	25
1 1/4	35	6	152	1.01	25.7	11 1/2	31	14.1	25
1 1/4	35	8	203	1.01	25.7	11 1/2	43	19.5	25
1 1/4	35	10	254	1.01	25.7	11 1/2	54	24.5	10
1 1/4	35	12	305	1.01	25.7	11 1/2	65	29.5	10
1 1/2	41	(Close) 1 3/4	44	1.03	26.2	11 1/2	9	4.1	25
1 1/2	41	2	51	1.03	26.2	11 1/2	11	5.0	25
1 1/2	41	2 1/2	64	1.03	26.2	11 1/2	14	6.4	25
1 1/2	41	3	76	1.03	26.2	11 1/2	18	8.2	25
1 1/2	41	3 1/2	89	1.03	26.2	11 1/2	21	9.5	25
1 1/2	41	4	102	1.03	26.2	11 1/2	25	11.3	25
1 1/2	41	5	127	1.03	26.2	11 1/2	32	14.5	25
1 1/2	41	6	152	1.03	26.2	11 1/2	39	17.7	25
1 1/2	41	8	203	1.03	26.2	11 1/2	53	24.0	10
1 1/2	41	10	254	1.03	26.2	11 1/2	67	30.4	10
1 1/2	41	12	305	1.03	26.2	11 1/2	81	36.7	10
2	53	(Close) 2	51	1.06	26.9	11 1/2	14	6.4	25
2	53	2 1/2	64	1.06	26.9	11 1/2	19	8.6	25
2	53	3	76	1.06	26.9	11 1/2	24	10.9	25
2	53	3 1/2	89	1.06	26.9	11 1/2	28	12.7	25
2	53	4	102	1.06	26.9	11 1/2	33	15.0	25
2	53	5	127	1.06	26.9	11 1/2	42	19.1	20
2	53	6	152	1.06	26.9	11 1/2	51	23.1	20
2	53	8	203	1.06	26.9	11 1/2	70	31.8	10
2	53	10	254	1.06	26.9	11 1/2	89	40.4	10
2	53	12	305	1.06	26.9	11 1/2	107	48.5	10

¹Minimum requirement as per CSA Standard

A tolerance of minus one thread applies to Total Length of Thread

Chart continued on the next page

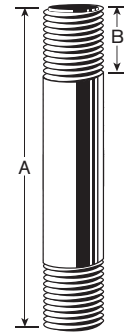
NOTE: Special orders are non-cancelable, non-returnable and non-refundable.

Aluminum Rigid Conduit (ARC) Nipples

Aluminum Rigid Conduit (ARC) Nipples (continued)

Certified to Canadian Standards Association Safety Standard CSA C22.2 No.45.2

Manufactured in accordance with ANSI C80.5



Trade Size	Metric Designator	Length (A)		Total Thread Length (B) ¹		Threads Per Inch ¹	Approximate Weight Per 100 Pieces		Standard Package
		in	mm	in	mm		lb	kg	
2 1/2	63	(Close) 2 3/4	70	1.57	39.9	8	21	9.5	10
2 1/2	63	3	76	1.57	39.9	8	24	10.9	10
2 1/2	63	3 1/2	89	1.57	39.9	8	32	14.5	10
2 1/2	63	4	102	1.57	39.9	8	39	17.7	10
2 1/2	63	5	127	1.57	39.9	8	54	24.5	8
2 1/2	63	6	152	1.57	39.9	8	69	31.3	8
2 1/2	63	8	203	1.57	39.9	8	99	44.9	8
2 1/2	63	10	254	1.57	39.9	8	129	58.5	5
2 1/2	63	12	305	1.57	39.9	8	159	72.1	5
3	78	(Close) 2 5/8	67	1.63	41.4	8	27	12.2	10
3	78	3	76	1.63	41.4	8	34	15.4	10
3	78	3 1/2	89	1.63	41.4	8	44	20.0	5
3	78	4	102	1.63	41.4	8	54	24.5	5
3	78	5	127	1.63	41.4	8	73	33.1	5
3	78	6	152	1.63	41.4	8	93	42.2	5
3	78	8	203	1.63	41.4	8	131	59.4	5
3	78	10	254	1.63	41.4	8	170	77.1	5
3	78	12	305	1.63	41.4	8	209	94.8	5
3 1/2	91	(Close) 2 3/4	70	1.68	42.7	8	33	15.0	5
3 1/2	91	4	102	1.68	42.7	8	61	27.7	4
3 1/2	91	5	127	1.68	42.7	8	84	38.1	4
3 1/2	91	6	152	1.68	42.7	8	107	48.5	4
3 1/2	91	8	203	1.68	42.7	8	153	69.4	3
3 1/2	91	10	254	1.68	42.7	8	199	90.3	3
3 1/2	91	12	305	1.68	42.7	8	245	111.1	3
4	103	(Close) 2 7/8	73	1.73	43.9	8	39	17.7	5
4	103	4	102	1.73	43.9	8	69	31.3	4
4	103	5	127	1.73	43.9	8	97	44.0	4
4	103	6	152	1.73	43.9	8	124	56.2	4
4	103	8	203	1.73	43.9	8	178	80.7	3
4	103	10	254	1.73	43.9	8	233	105.7	3
4	103	12	305	1.73	43.9	8	287	130.2	3
5	129	(Close) 3	76	1.84	46.7	8	52	23.6	1
5	129	5	127	1.84	46.7	8	125	56.7	1
5	129	6	152	1.84	46.7	8	162	73.5	1
5	129	8	203	1.84	46.7	8	235	106.6	1
5	129	10	254	1.84	46.7	8	309	140.2	1
5	129	12	305	1.84	46.7	8	382	173.3	1
6	155	(Close) 3 1/8	79	1.95	49.5	8	84	38.1	1
6	155	5	127	1.95	49.5	8	175	79.4	1
6	155	6	152	1.95	49.5	8	224	101.6	1
6	155	8	203	1.95	49.5	8	322	146.1	1
6	155	10	254	1.95	49.5	8	419	190.1	1
6	155	12	305	1.95	49.5	8	517	234.5	1

¹Minimum requirement as per CSA Standard
A tolerance of minus one thread applies to Total length of Thread