

Accessories Type EK 9F61 Series

Fuse supports, fuse disconnect switches and accessories from 2.4kV to 38kV

Fuse supports, non-disconnecting, are used primarily in potential transformer circuits, or where there is some other disconnecting or isolating device in series with the fuse in the circuit. Disconnecting switch devices have the additional feature of serving to isolate the equipment they protect. It should be noted that disconnecting switches are not load-breaking devices, therefore, the circuit must be open prior to the fuse disconnection. Select either a fuse support or a disconnecting switch for each fuse. Fuse supports and disconnecting switches include live parts for both ends. Both fuse supports and fuse disconnect switches can be mounted vertically or horizontally. The type EK are used for indoor installations while the type EKO are used outdoors.

Indoor:

- Fuse supports: EK-1
- Fuse disconnect switches: EK-3

Outdoor:

- Fuse supports: EKO-1
- Fuse disconnect switches: EKO-3

Fuse Size	Ferrule Diameter
B	1-9/16 inches
C	2 inches
D	3 inches
DD	two-3 inch in parallel
DDDD	four-3 inch in parallel
EE	two-4 inch in parallel

The letter suffix following the (-1) or the (-3) shows the fuse size.

When selecting a mounting for a current-limiting fuse, it is necessary that the clip centers and size agree with the fuse selected.

For further detailed information regarding these fuse supports and disconnecting switches such as storage, mounting and maintenance, please refer to INST-EK39196 available on our website at ep-us.mersen.com or ask your sales representative for a hard copy.

Fuse Support - EK-1 Indoor



EK-1B



EK-1C



EK-1D



EK-1DD



EK-1EE



EK-1DDDD

Refer to drawings for specific dimensions.



Accessories Type EK 9F61 Series

Fuse Support - EK-1 Indoor





Catalog No.	Max. kV	Ferrule Size/ Diam.	Clip Centers	Spare Parts (Live Parts)	Spare Parts (Clips)	Insulator Rating - Class/NEMA Nominal Sys. (kV)	Insulator Rating - BIL (kV)	Insulator Rating - Class/NEMA Tech Ref.
9F61ABB101	2.75/5.5	B/1.56"	8.12"	9F61BNW450	9F61BWW460	4.8	60	A-20
9F61ABG101	8.25	B/1.56"	8.12"	9F61BNW450	9F61BWW460	13.8	95	A-20
9F61ADG101	15.5	B/1.56"	11.5"	9F61BNW450	9F61BWW460	13.8	95	A-20
9F61ADJ101	15.5	B/1.56"	11.5"	9F61BNW450	9F61BWW460	14.4	110	A-20
9F61AAB201	2.75	C/2.00"	7"	9F61BNW451	9F61BWW457	4.8	60	A-20
9F61ACB201	5.5	C/2.00"	9"	9F61BNW451	9F61BWW457	4.8	60	A-20
9F61AEG201	15.5	C/2.00"	12"	9F61BNW451	9F61BWW457	13.8	95	A-20
9F61AGG201	15.5	C/2.00"	15"	9F61BNW451	9F61BWW457	13.8	95	A-20
9F61AGJ201	15.5	C/2.00"	15"	9F61BNW451	9F61BWW457	14.4	110	A-20
9F61AHM201	25.8	C/2.00"	21"	9F61BNW743	9F61BWW457	23	150	A-20
9F61AAB301	2.75	D/3.00"	7"	9F61BNW750	9F61BWW459	4.8	60	A-20
9F61AEB301	2.75/5.5	D/3.00"	12"	9F61BNW750	9F61BWW459	4.8	60	A-20
9F61AEG301	8.25	D/3.00"	12"	9F61BNW750	9F61BWW459	13.8	95	A-20
9F61AGG301	15.5	D/3.00"	15"	9F61BNW750	9F61BWW459	13.8	95	A-20
9F61AGJ301	15.5	D/3.00"	15"	9F61BNW750	9F61BWW459	14.4	110	A-20
9F61AHM301	25.8	D/3.00"	21"	9F61BNW744	9F61BWW459	23	150	A-20
9F61AAB401	2.75	DD/3.00"	7"	9F61BNW751	-	4.8	60	A-20
9F61AEB401	2.75/5.5	DD/3.00"	12"	9F61BNW751	-	4.8	60	A-20
9F61AEG401	8.25	DD/3.00"	12"	9F61BNW751	-	13.8	95	A-20
9F61AGG401	15.5	DD/3.00"	15"	9F61BNW751	-	13.8	95	A-20
9F61AGJ401	15.5	DD/3.00"	15"	9F61BNW751	-	14.4	110	A-20
9F61AHM401	25.8	DD/3.00"	21"	9F61AWW738	-	23	150	A-20
9F61AFB501	5.08	EE/4.00"	14.12"	9F61BNW452	-	4.8	60	A-20
9F61AFG501	15	EE/4.00"	14.12"	9F61BNW452	-	13.8	95	A-20
9F61AFJ501	15	EE/4.00"	14.12"	9F61BNW452	-	14.4	110	A-20
9F61AHG001	15	DDDD		For Bolted-end Fuses refer to drawings.			96	
9F61AKB001	5.5	DDDD		For Bolted-end Fuses refer to drawings.			60	

Accessories Type EK 9F61 Series

Fuse Size B (Ferrule Diameter 1.5625")

Fuse Supports & Disconnect Switches	Spare Live Parts(*)	Figure (Fig.)	Spare Fuse Clips(**)	Figure (Fig.)	Fuse size
9F61ABB101	9F61BNW450		9F61BWW460		B
9F61ABG101					B
9F61ADG101					B
9F61ADJ101					B

Fuse Size C (Ferrule Diameter 2")

Fuse Supports & Disconnect Switches	Spare Live Parts(*)	Figure (Fig.)	Spare Fuse Clips(**)	Figure (Fig.)	Fuse size
9F61AAB201	9F61BNW451				C
9F61ACB201					C
9F61AEG201					C
9F61AGG201					C
9F61AGJ201					C
9F61AAB205	9F61BNW731		9F61BWW457		C
9F61ACB205					C
9F61AEG205					C
9F61AGG205					C
9F61AGJ205					C
9F61AHM201	9F61BNW743				C
9F61CEF209					C
9F61CGL209					C
9F61CHM209					C
9F61AHM205					9F61BNW746
9F61CEF210	C				
9F61CGL210	C				
9F61CHM210	C				

(*) Spare Live Parts: Order (1) Live Parts for each Fuse Support and Disconnecting Switch (includes live parts for both ends).

(**) Fuse Clips: Order (2) Fuse Clips for each Fuse Support and order (1) Fuse Clip for each Disconnecting Switch.