

Accessories Type EK 9F61 Series

Fuse supports, fuse disconnect switches and accessories from 2.4kV to 38kV

Fuse supports, non-disconnecting, are used primarily in potential transformer circuits, or where there is some other disconnecting or isolating device in series with the fuse in the circuit. Disconnecting switch devices have the additional feature of serving to isolate the equipment they protect. It should be noted that disconnecting switches are not load-breaking devices, therefore, the circuit must be open prior to the fuse disconnection. Select either a fuse support or a disconnecting switch for each fuse. Fuse supports and disconnecting switches include live parts for both ends. Both fuse supports and fuse disconnect switches can be mounted vertically or horizontally. The type EK are used for indoor installations while the type EKO are used outdoors.

Indoor:

Fuse supports: EK-1
 Fuse disconnect switches: EK-3

Outdoor:

Fuse supports: EKO-1
 Fuse disconnect switches: EKO-3

Fuse Size	Ferrule Diameter
B	1-9/16 inches
C	2 inches
D	3 inches
DD	two-3 inch in parrallel
DDDD	four-3 inch in parrallel
EE	two-4 inch in parrallel

The letter suffix following the (-1) or the (-3) shows the fuse size.

When selecting a mounting for a current-limiting fuse, it is necessary that the clip centers and size agree with the fuse selected.

For further detailed information regarding these fuse supports and disconnecting switches such as storage, mounting and maintenance, please refer to INST-EK39196 available on our website at ep-us.mersen.com or ask your sales representative for a hard copy.

Fuse Support - EK-1 Indoor



EK-1B



EK-1C



EK-1D



EK-1DD



EK-1EE



EK-1DDDD

Refer to drawings for specific dimensions.

Accessories Type EK 9F61 Series

Disconnect Switch - EKO-3 Outdoor



EKO-3C



EKO-3D Open Position





EKO-3DD

Catalog No.	Max. kV	Ferrule Size/Diam.	Clip Centers	Spare Parts (Live Parts)	Spare Parts (Clips)	Insulator Rating - Nominal Sys. (kV)	Insulator Rating - BIL (kV)	Insulator Rating - Class/NEMA Tech Ref.
9F61CEF210	2.75/5.5/8.25	C/2.00"	12"	9F61BNW746	9F61BWW457	7.5	95	202
9F61CGL210	15.5	C/2.00"	15"	9F61BNW746	9F61BWW457	15	110	205
9F61CGN210	15.5	C/2.00"	15"	9F61BNW746	9F61BWW457	34.5	200	210
9F61CHM210	25.8	C/2.00"	21"	9F61BNW746	9F61BWW457	23	150	208
9F61CEF310	2.75/5.5/8.25	D/3.00"	12"	9F61BNW747	9F61BWW459	7.5	95	202
9F61CGL310	15.5	D/3.00"	15"	9F61BNW747	9F61BWW459	15	110	205
9F61CHM310	25.8	D/3.00"	21"	9F61BNW747	9F61BWW459	23	150	208
9F61CJN310	38	D/3.00"	27"	9F61BNW747	9F61BWW459	34.5	200	210
9F61CEF410	2.75/5.5/8.25	DD/3.00"	12"	9F61BNW748	-	7.5	95	202
9F61CGL410	15.5	DD/3.00"	15"	9F61BNW748	-	15	110	205
9F61CHM410	25.8	DD/3.00"	21"	9F61BNW748	-	23	150	208
9F61CJN410	38	DD/3.00"	27"	9F61BNW748	-	34.5	200	210







Refer to drawings for specific dimensions.

Accessories Type EK 9F61 Series

Fuse Size B (Ferrule Diameter 1.5625")

Fuse Supports & Disconnect Switches	Spare Live Parts(*)	Figure (Fig.)	Spare Fuse Clips(**)	Figure (Fig.)	Fuse size
9F61ABB101	9F61BNW450		9F61BWW460		B
9F61ABG101					B
9F61ADG101					B
9F61ADJ101					B

Fuse Size C (Ferrule Diameter 2")

Fuse Supports & Disconnect Switches	Spare Live Parts(*)	Figure (Fig.)	Spare Fuse Clips(**)	Figure (Fig.)	Fuse size
9F61AAB201	9F61BNW451		9F61BWW457		C
9F61ACB201					C
9F61AEG201					C
9F61AGG201					C
9F61AGJ201					C
9F61AAB205	9F61BNW731		9F61BWW457		C
9F61ACB205					C
9F61AEG205					C
9F61AGG205					C
9F61AGJ205					C
9F61AHM201	9F61BNW743		9F61BWW457		C
9F61CEF209					C
9F61CGL209					C
9F61CHM209					C
9F61AHM205					9F61BNW746
9F61CEF210	C				
9F61CGL210	C				
9F61CHM210	C				

(*) Spare Live Parts: Order (1) Live Parts for each Fuse Support and Disconnecting Switch (includes live parts for both ends).

(**) Fuse Clips: Order (2) Fuse Clips for each Fuse Support and order (1) Fuse Clip for each Disconnecting Switch.