

OVERVOLTAGE PROTECTION SURGE-TRAP®

IEC STANDARD - AC PROTECTION



Surge-Trap® Surge Protection Devices offers a patented fail-safe solution to protect against transient overvoltages.

Their superior thermal overload technology delivers higher safety ratings and protection.

Whatever they are disruptive, dissipative or destructive the damages caused by overvoltage transients are very harmful.

Surge-Trap® SPDs limit the amount of energy into the load at the lowest level avoiding the costly consequences induced by these damages.

Approvals

- IEC 61643-1 Class II
- EN 61643-11 Type 2
- RoHS Compliant

Benefits

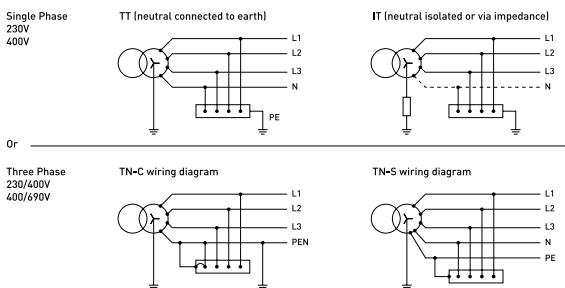
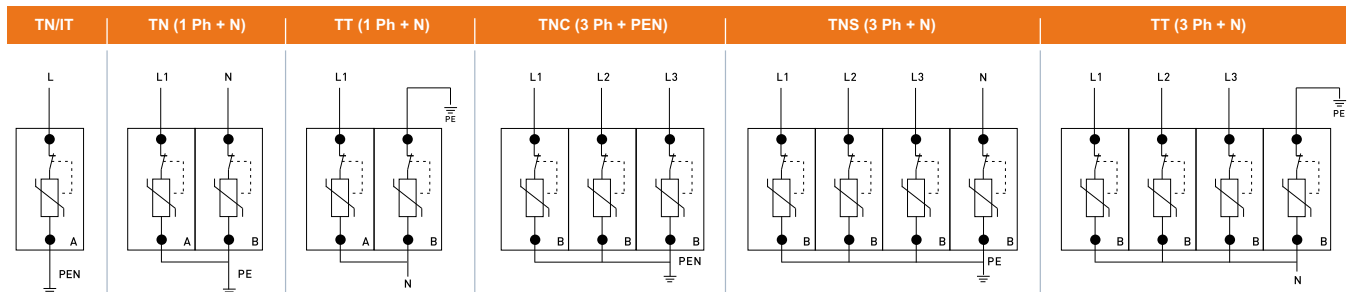
- Easy to install and retrofit
- Fully fail-safe protection
- World-class technology to enhance equipment and installations

Application

- AC Low Voltage Distribution
- Power supplies
- Industrial automation
- Motor controls and starter systems
- Power transfer equipment
- HVAC
- AC drives
- UPS systems
- IT/Data centers
- Medical equipment



Wiring diagrams



STP/ST	230	TNC	M
STP - Pluggable	Voltage	System Type	Auxiliary Microswitch
ST - Modular	230	TN - TN	Blank - No Microswitch
	400	IT - IT	M - Microswitch included
	600	TN1 - TN (1 Ph + N)	
	1000	TT1 - TT (1 Ph + N)	
	1200	TNC - TNC (3 Ph + PEN)	
		TNS - TNS (3 Ph + N)	
		TT3 - TT (3 Ph + N)	
		PV - DC	

Rated Voltage (V)	Size	With indicator	Without indicator	Fuseholder
400	NH00	NH00GG40V125	-	BB002EPR
500	NH00	NH00GG50V125	-	BB002EPR
400	22x58 cylindrical	FR22GG40V125I	FR22GG40V125	CMS22

SURGE-TRAP® MODULAR SPDs

IEC STANDARD - AC PROTECTION



Features

- DIN Rail mountable base 35mm
- IP20 finger-safe
- Internal TPMOV® (Thermal Protected Metal Oxide Varistor)
- Small footprint
- 25kA short-circuit withstand capability

Catalog Number	Reference Number	Rated Voltage (V)	No of Poles	System Type
ST230TN	E1011061C	230	1	TN
ST400IT	G1011063C	400	1	IT
ST230TN1	J1011065B	230	2	TN (1 Ph + N)
ST230TT1	L1011067B	230	2	TT (1Ph + N)
ST230TNC	N1011069A	230	3	TNC (3 Ph + PEN)
ST230TNS	Q1011071A	230	4	TNS (3 Ph + N)
ST230TT3	S1011073A	230	4	TT (3 Ph + N)

in option: M for microswitch, e.g: ST230TNM refer drawing page 7

IEC Surge-Trap® Modular range DIN-Rail SPD offering

Catalog Number	Reference Number	Rated Voltage (V)	No of Poles	MCOV (Vc) L-PE	MCOV (Vc) L-N	MCOV (Vc) N-PE	MCOV (Vc) L-L	Voltage Protection Level (Up @ 20 kA), (kV)	Electrical strength (kV)	Freq (Hz)
ST230TN	E1011061C	230	1	270	N/A	N/A	N/A	< 1.5	3.3	50/60
ST400IT	G1011063C	400	1	510	N/A	N/A	N/A	< 2.0	3.3	50/60
ST230TN1	J1011065B	230	2	270	450	180	N/A	< 1.5	3.3	50/60
ST230TT1	L1011067B	230	2	450	270	180	N/A	<2.0	3.3	50/60
ST230TNC	N1011069A	230	3	270	N/A	N/A	540	< 1.5	3.3	50/60
ST230TNS	Q1011071A	230	4	270	450	180	540	< 1.5	3.3	50/60
ST230TT3	S1011073A	230	4	450	270	180	540	< 2.5	3.3	50/60

in option: M for microswitch, e.g:ST230TNM refer drawing page 7

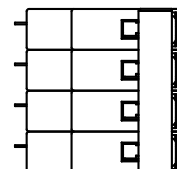
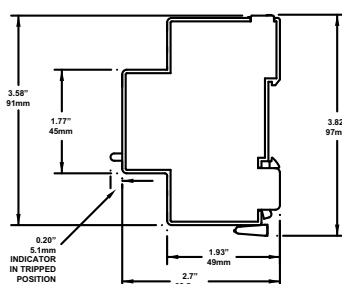
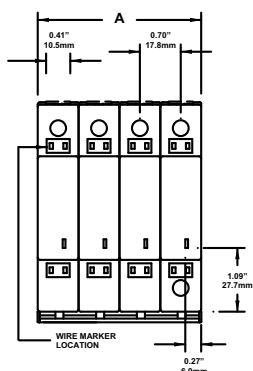
Environmental & Physical characteristics

- Operating and storage temperature (C°): -25 to 60
- Response time (ta) (ns): <25
- Cross section solid (mm²): 2.5 to 16
- Cross section flexible (mm²): 1.5 to 10
- Terminal torque (N.m): 1.7
- Enclosure material: UL 94 V0
- Insulation resistance (MOhms): >10
- Recommended gG 125A fuse for IEC applications (contact us)

Catalog Number	Rated Voltage (V)	Nom. Discharge Current (Inom, 8/20, kA)	Max. Discharge Current (Imax, 8/20, kA)	ISCW (kA)
ST230TN	230	20	40	25
ST400IT	400	20	40	25
ST230TN1	230	20	40	25
ST230TT1	230	20	40	25
ST230TNC	230	20	40	25
ST230TNS	230	20	40	25
ST230TT3	230	20	40	25

Dimensional diagrams: inches (mm)

in option: M for microswitch, e.g:ST230TNM refer drawing page 7



Poles	A (mm)
1	17.8
2	35.5
3	53.3
4	71.0