

STANDARD WALL PLATES

GENERAL INFORMATION

MATERIALS

Commercial Grade Stainless Steel - Type 430

0.031" nominal thickness. Contains 16% chrome. Corrosion resistant.
Horizontal brush finish (97 series).
For use in industrial, institutional, and commercial environments.

Solid Brass

0.040" nominal thickness. Contains 70% copper, 30% zinc alloy.
Lacquered to prevent corrosion.
Polished finish (PB series).

Painted Steel

0.031" nominal thickness.
Painted white (SW series) or Painted Ivory (SI series).

COMPLIANCE

All Hubbell wall plates are CSA certified, unless otherwise stated, and meet the requirements of the Canadian Electrical Code. File numbers are available upon request.

PACKAGING

Hubbell wallplates are individually packed with chrome plated mounting screws, except solid brass wallplates which include brass plated mounting screws.

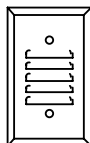
Wallplates can be bulk packed, with or without mounting screws, upon request.
Stainless Steel and Solid Brass wallplates are supplied with a plastic coating which protects the finish and should be removed once the plate is installed.

The packaging label includes the quantity, catalogue number, material type, bar code information, and a drawing of the product.

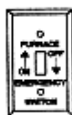
SUFFIX DESIGNATIONS

- HV** 347 Volt wallplate, for use with 1204 style device boxes (unless otherwise stated).
- HVR** 347 Volt wallplate, for use with HV versions of MBD and MBS style device boxes.
- KS** King-size wallplate, 22% larger than standard wallplates.
- KSHV** King-size 347 Volt wallplate, for use with 1204 style device boxes (unless otherwise stated).
- KSHVR** King-size 347 Volt wallplate for use with HV versions of MBD and MBS style device boxes.

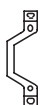
WALLPLATE ACCESSORIES



WALLPLATE ACCESSORIES - LOUVERED		
Description	Stainless Steel Type 430	Solid Brass Polished
1 gang, louvered, vertical device mount - 2.375"	97631	PB631
1 gang, louvered, horizontal device mount - 2.375"	97630	PB630



WALLPLATE ACCESSORIES - FURNACE ON/OFF	
Description	Red Finish
1 gang, toggle with FURNACE and ON/OFF markings, device mount - 2.375"	6851-RF



WALLPLATE ACCESSORIES - MOUNTING BRIDGE	
Description	Galvanized Steel
Mounting bridge converts device mount 2.375" to box mount 3.281"	6300



WALLPLATE ACCESSORIES - WALLPLATE SCREWS		
Description	Plated Steel Chrome	Plated Steel Brass
Wallplate Screws 6/32 oval head milled slot 1/2" long	WPS-2	WPS-3

WALLPLATES