

FLOWAY POLYPROPYLENE FLOOR DRAINS

2" - 6"

FLOWAY™

For efficiently managing chemical spills, our Floway™ adjustable and non-adjustable polypropylene drain ports are specially designed to feed into IPEX acid waste systems.

ADVANTAGES

- 1 Rated for pedestrian traffic and available in sizes from 2" to 6".
- 2 Floway™ drains can be optionally configured with adjustable strainers, round funnels, sediment baskets and plain end or threaded outlets.
- 3 Adjustable feature allows easy leveling after pouring of finished floors

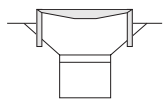


108

PRODUCT SELECTION CHART

Dimension Inches	Significant Number	Product Code
------------------	--------------------	--------------

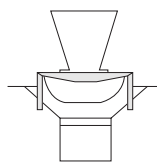
F1000 Series Adjustable Floor Drain



Enfield 2	F1201L	237001
Labline 2	F1201W	237075
3	F1301P	237011
4	F1401P	237021
6	F1601P	237031

Dimension Inches	Significant Number	Product Code
------------------	--------------------	--------------

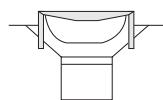
F1000 Series Adjustable Floor Drain



Enfield 2	F1203L	237003
Labline 2	F1203W	237077
3	F1303P	237013
4	F1403P	237023
6	F1603P	237034

w/ Sediment Basket and 6" Round Funnel

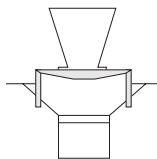
F1000 Series Adjustable Floor Drain



Enfield 2	F1202L	237002
Labline 2	F1202W	237076
3	F1302P	237012
4	F1402P	237022
6	F1602P	237033

w/ Sediment Basket

F1000 Series Adjustable Floor Drain



Enfield 2	F1204L	237004
Labline 2	F1204W	237078
3	F1304P	237014
4	F1404P	237024
6	F1604P	237032

w/ 6" Round Funnel Only

IPEX components are dimensionally matched; do not install system of mixed brands without our expressed written consent.