

ENFIELD ELECTROFUSION ACID WASTE SYSTEMS

1-1/2" - 12"

ENFIELD™

Enfield electrofusion fittings are molded with an integral resistance wire in the socket, with jointing completed by energizing the resistance wire via a microprocessor controlled Enfusion Control Unit. The result of these innovations is an unparalleled level of joint reliability and repeatability. Enfield has proven over time that it produces the optimum level of performance where it matters most - at the joint interface. It offers unprecedented control of jointing - controlled fit, controlled temperature and controlled time.

ADVANTAGES

- 1 **Positive reliable joints** made in 2 minutes - installation time is reduced
- 2 **Several joints can be made at one time**
- 3 **Proven reliability** for over a decade
- 4 **Enfield is manufactured from polypropylene** which has an operating temperature range from -10°F to 180°F. With occasional exposure to 212°F; this allows systems to be flushed with boiling water
- 5 **Heavy gauge resistance wire** molded into sockets – no loose components, controlled fusion of joints
- 6 **Easy connecting** heavy duty socket terminal posts complete with protection ears
- 7 **Microprocessor controlled Enfusion unit** ensures secure joints and joint repeatability
- 8 **Matched system** – high quality pipe and fittings are matched to give ease of installation and long term reliability
- 9 **Easy to install** – even in difficult areas
- 10 **Installed cost 50% less than glass**
- 11 **Breakage factor eliminated**
- 12 **Maintenance free**

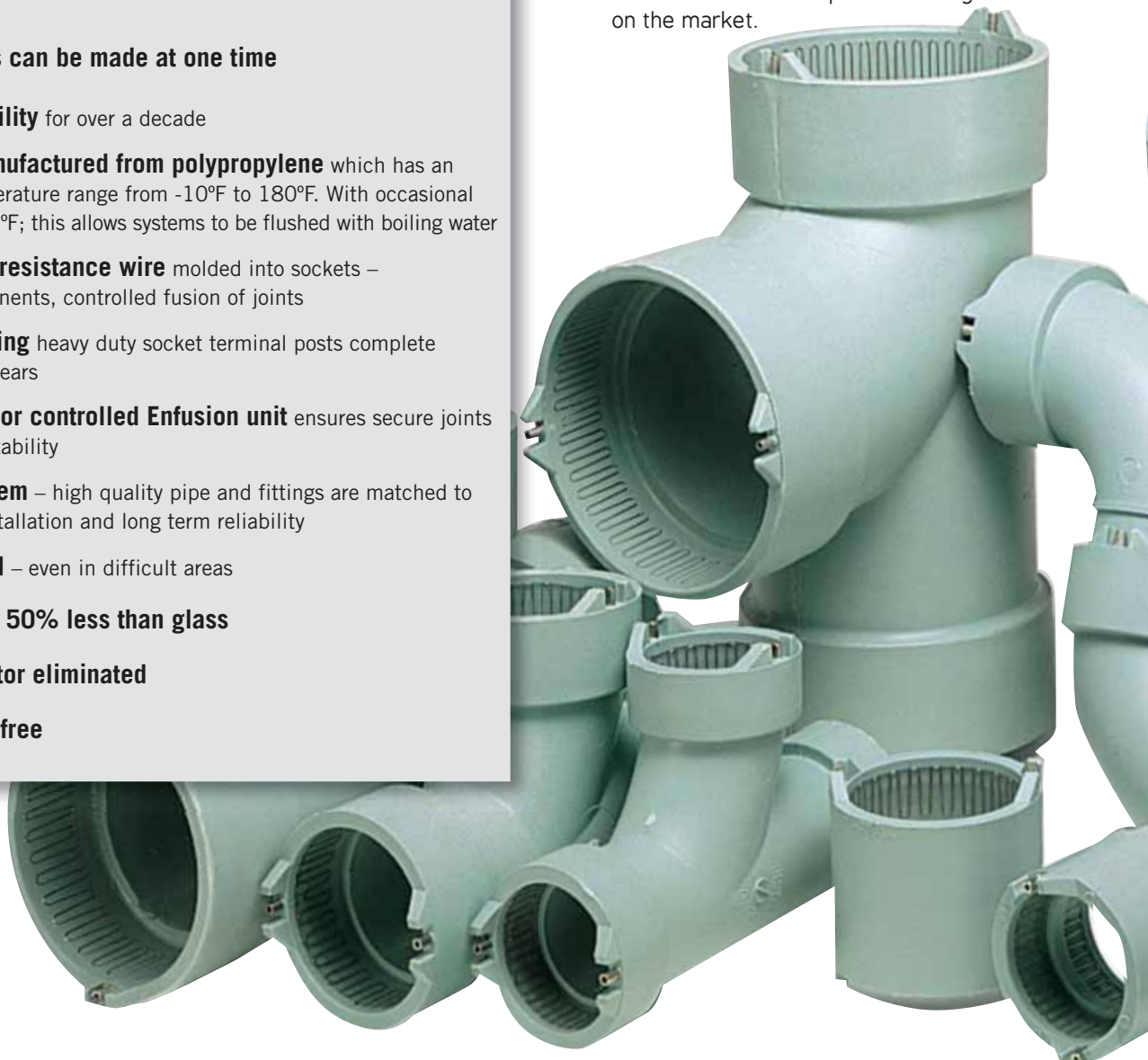
STANDARDS



NSF-approved
IAPMO-listed & CSA-certified
Meets ASTM F1412, D4101 and CSA B181.3

i DID YOU KNOW?

Enfield® offers polypro fittings, constructed with a heavy gauge resistance wire that is integrally molded into the socket. These are considered to be the premier fittings on the market.



SHORT FORM SPECIFICATIONS

GENERAL

Acid waste drain and vent system, as shown on drawings, shall be NSF listed and CSA certified Schedule 40, polypropylene as manufactured by IPEX. System to include pipe supplied in 10 ft. lengths (or 20 ft lengths if NFRPP is specified), fittings, traps and neutralization tanks from the same manufacturer. It shall also include recommended adapters to connect to other piping materials, where applicable.

MATERIAL

Pipe shall be made from NSF listed Type 110 or 210, flame retardant polypropylene conforming to ASTM D4101, with a maximum average flame spread of zero seconds and a maximum extent of burning of 13 mm, in accordance with ASTM D635. Matched fittings shall be made from NSF listed flame retardant polypropylene with average maximum burn time of 80 seconds and maximum extent of burning of 20 mm in accordance with ASTM D635.

If NFRPP pipe is specified, it shall be made from NSF 14 listed and CSA certified Schedule 40 PP as manufactured by IPEX. Pipe shall comply with ASTM F1412 and material used shall comply with the material requirements of ASTM D4101.

FITTINGS

Fittings shall be NSF listed and have an integral heavy gauge, nickel/chrome electrical resistance wire molded in place in the fitting body. Copper wire elements, loose wire or other loose joint components, are prohibited. Fittings shall be Enfield or approved equal.

JOINTS

Connections between polypropylene pipe and fittings shall be made using the Enfield joint. All joints shall have a fusion cycle controlled by a microprocessor operated, waterproof, Enfusion control unit equipped with input and output voltage sensors, ambient temperature sensors to automatically adjust fusion time and audible alarms to indicate cycle interruptions and completion of the joining process. The unit shall be capable of fusing multiple joints and with a minimum capability of eight 2" joints with the same fusion time as a single joint.

Connections between polypropylene and other piping materials shall be made using Enfield adapters according to manufacturer's (IPEX) recommendations. All electrofusion machines shall be third party certified by UL and CSA.

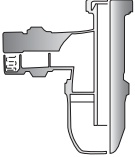
INSTALLATION AND TESTING

Installation and testing shall be in accordance with the contract drawings, the manufacturer's recommendations and the local plumbing codes. Testing with compressed air is prohibited. The entire system shall be installed free of stress and in proper alignment. Horizontal supports shall provide a wide bearing area and be free of burrs or sharp edges. Support spacings shall be in accordance with the manufacturer's recommendations and local plumbing codes. Vertical piping shall have riser clamps at each floor. Pipe supports should be installed so that horizontal piping is in uniform alignment and with a uniform slope of at least 1/8".

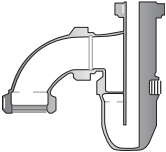


PRODUCT SELECTION CHART – ENFIELD

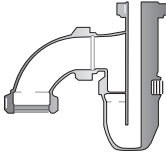
	Dimension inches	Significant Number	Product Code
Universal Trap - Clear Base, P Type EJ x Female Thread	1-1/2	L511	257531
	1-1/2	L5111	257532

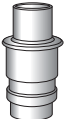



Universal Trap - Solid Base, S Type EJ	1-1/2	L5015	257523
---	-------	-------	--------

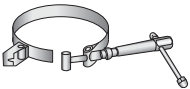


Universal Trap - Clear Base, S Type EJ	1-1/2	L5115	257533
---	-------	-------	--------



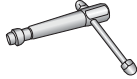
Fabricated Expansion Joint			
	3	L803	257107
	4	L804	257108
	6	L806	257109


Enfuser Control Unit - Complete Kit			
	-	EHHL2600	257279
	Kit includes hub clamps, 1 1/2" thru 6", connector cable & 5' link cable.		


Enfuser Hub Clamp - New T Bar Handle & Bushing			
	1-1/2	L26101	257254
	2	L26102	257256
	3	L26103	257257
	4	L26104	257258
	6	L26106	257259
	8	L26108	257260
	10	L261010	257255
	12	L261212	257262

Enfuser Extension Pins			
1-1/16	C3370890	257778	


	Dimension inches	Significant Number	Product Code
Stainless Steel T Handle for Hub Clamps	1-1/2 to 12	L2610T	257125





Oil Impregnated Brass Bushings for Clamps			
	1-1/2 to 12	L2610B	257094

Connector Cable - Current Style Machine			
	-	L26801	257278

Connector Cable - Old Style Machine			
	-	L26201	257263

Connector Cable - EZ Connector Cable			
	-	L26901	257294

Link Cable c/w EZ Connector			
	2 ft. EZ	L26260	257268
	5 ft. EZ	L26261	257269
	10 ft. EZ	L26262	257270
	15 ft. EZ	L26263	257271

Link Cable c/w Link Lead			
	5 ft.	L26251	257265
	10 ft.	L26252	257266
	15 ft.	L26253	257267

Fuses			
16 AMP	P52690	257801	

IPEX components are dimensionally matched; do not install system of mixed brands without our expressed written consent.