

GASKETED SEWER PIPING SYSTEMS

Ring-Tite
4" - 60" (100mm - 1500mm)

Enviro-Tite
4" - 15" (100mm - 375mm)

Ring-Tite® Enviro-Tite®

Ring-Tite and Enviro-Tite piping systems are DR35 and DR28 sewer pipes manufactured to demanding ASTM and CSA standards. The two products are identical except for Enviro-Tite having a minimum recycled material content of 50%. Both products have tight joints that can withstand well in excess of both the ASTM and CSA requirements.

APPLICATIONS

- Gravity Flow Sanitary Sewers
- Storm Sewers
- Sewer Laterals
- Industrial Effluent Lines

STANDARDS

RING-TITE



B182.2



3624-130/135

ASTM
MEMBER

D3034 & F679

ENVIRO-TITE



B182.2



3624-130/135

ASTM
MEMBER

F1760

ADVANTAGES

1 Corrosion-proof Performance

IPEX Ring-Tite and Enviro-Tite systems are immune to corrosion from aggressive soils and galvanic action. In addition, H₂S and other aggressive chemicals common in sanitary sewage have no effect.

2 Tight Joints & Lower Treatment Costs


Eliminate infiltration and exfiltration. Ring-Tite and Enviro-Tite joints easily outperform concrete and corrugated PE joints.

Third-Party Certification

3 IPEX Ring-Tite & Enviro-Tite systems are certified to CSA B182.2. Third-party certification is your verification that the product will perform as stated.

High Flow Capacity

4 IPEX's PVC pipe and fittings are manufactured with smooth inner walls and provide systems with a Manning coefficient of 0.009, allowing for use of smaller diameters of pipe when compared to rough walled pipe.



Enviro-Tite®

SHORT FORM SPECIFICATIONS

GENERAL

Main line sewers will be PVC DR35 sewer pipe and shall be in compliance with ASTM D3034 or ASTM F1760 and third-party certified to CSA B182.2. Sewer laterals will be PVC DR28 sewer pipe and shall be third-party certified by CSA as above.

JOINTS

Sealing gaskets must meet the requirements of ASTM D3034 or ASTM F1760 or CSA B182.2. In addition, the pipe joints must be able to withstand a minimum hydrostatic pressure of 50 psi (345 kPa) without leakage.

PIPE STIFFNESS

The minimum ring stiffness shall be 46 psi (320 kPa) for DR35 pipe and 90 psi (625 kPa) for DR 28. This stiffness will be determined using the test methods prescribed by ASTM D3034 and ASTM F1760.

FITTINGS

Injection-moulded gasketed PVC fittings shall meet the requirements of ASTM D3034 and ASTM F1336 and shall be certified to CSA B182.1 or CSA B182.2. Fabricated fittings must conform to ASTM F1336 and CSA B182.2.



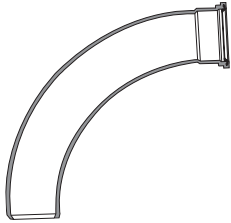
DIMENSIONS

	Nominal Size		Average I.D.		Min Wall Thickness		Average O.D.	
	in	mm	in	mm	in	mm	in	mm
DR35								
	4	100	3.97	100.94	0.12	3.06	4.21	107.06
	5	135	5.32	135.08	0.16	4.09	5.64	143.26
	6	150	5.92	150.29	0.18	4.55	6.28	159.39
	8	200	7.92	201.16	0.24	6.10	8.40	213.36
	10	250	9.90	251.46	0.30	7.62	10.50	266.70
	12	300	11.79	299.36	0.36	9.07	12.50	317.50
	15	375	14.43	366.42	0.44	11.10	15.30	388.62
	18	450	17.63	447.87	0.53	13.57	18.70	475.01
	21	525	20.79	527.99	0.63	16.00	22.05	559.99
	24	600	23.39	594.00	0.71	18.00	24.80	630.00
	27	675	26.36	669.42	0.80	20.29	27.95	710.00
	30	750	30.17	766.36	0.91	23.22	32.00	812.80
	36	900	36.11	917.22	1.09	27.79	38.30	972.80
	42	1050	41.95	1065.72	1.27	32.29	44.50	1130.30
	48	1200	47.89	1216.56	1.45	36.87	50.79	1290.30
	54	1350	54.27	1378.49	1.64	41.77	57.55	1462.00
	60	1500	58.08	1475.48	1.76	44.71	61.61	1564.90
DR28								
	4	100	3.91	99.42	0.15	3.82	4.21	107.06
	5	135	5.24	133.02	0.20	5.12	5.64	143.26
	6	150	5.83	148.01	0.22	5.69	6.28	159.39



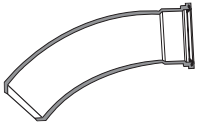
	Dimension		Product Code
	inches	mm	

45° Long Radius Bend Sp x G




4	100	043143
5	135	043365
6	150	043166
8	200	043144
10	250	043151
12	300	043152

22-1/2° Long Radius Bend Sp x G




4	100	043172
5	135	043366
6	150	043922
8	200	043139
10	250	043140
12	300	043141

Repair Coupling G x G (w/o pipe stop)



4	100	043624
5	135	043625
6	150	043626
8	200	043627
10	250	043630
12	300	143631
15	375	043637
18	450	043941
21	525	043938
24	600	043937
27	675	043670

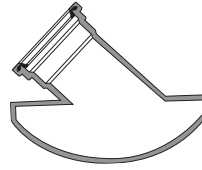
Coupling G x G (with stop)



4	100	043640
5	135	043641
6	150	043643
8	200	043644
10	250	043645
12	300	043632
15	375	043638
18	450	043935
21	525	043934
24	600	043933
27	675	043940

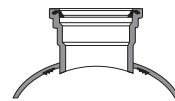
	Dimension		Product Code
	inches	mm	

Saddle Wye (c/w 2 straps)



6 x 4	150 x 100	043594
8 x 4	200 x 100	043595
8 x 6	200 x 150	043598
10 x 4	250 x 100	043599
10 x 6	250 x 150	043596
12 x 4	300 x 100	043600
12 x 6	300 x 150	043597
15 x 4	375 x 100	043603
15 x 6	375 x 150	043602
18 x 4	450 x 100	043440
18 x 6	450 x 150	043441
21 x 4	525 x 100	043442
21 x 6	525 x 150	*
24 x 4	600 x 100	*
24 x 6	600 x 150	043584
27 x 4	675 x 100	*
27 x 6	675 x 150	*

Saddle Tee (c/w 2 straps)



6 x 4	150 x 100	043125
8 x 4	200 x 100	043124
8 x 6	200 x 150	043126
10 x 4	250 x 100	043127
10 x 6	250 x 150	043129
12 x 4	300 x 100	043130
12 x 6	300 x 150	043132
15 x 4	375 x 100	043133
15 x 6	375 x 150	043135
18 x 4	450 x 100	043429
18 x 6	450 x 150	043431
21 x 4	525 x 100	043432
21 x 6	525 x 150	043433
24 x 4	600 x 100	043434
24 x 6	600 x 150	043585
27 x 4	675 x 100	043703
27 x 6	675 x 150	043477

Spigot Plug



4	100	043734
5	135	043735
6	150	043736
8	200	043738
10	250	043740
12	300	043741
15	375	043742
18	450	043743
21	525	043744
24	600	043745
27	675	043751