

GASKETED SEWER PIPING SYSTEMS

Ring-Tite
4" - 60" (100mm - 1500mm)

Enviro-Tite
4" - 15" (100mm - 375mm)

Ring-Tite® Enviro-Tite®

Ring-Tite and Enviro-Tite piping systems are DR35 and DR28 sewer pipes manufactured to demanding ASTM and CSA standards. The two products are identical except for Enviro-Tite having a minimum recycled material content of 50%. Both products have tight joints that can withstand well in excess of both the ASTM and CSA requirements.

APPLICATIONS

- Gravity Flow Sanitary Sewers
- Storm Sewers
- Sewer Laterals
- Industrial Effluent Lines

STANDARDS

RING-TITE



B182.2



3624-130/135

ASTM
MEMBER

D3034 & F679

ENVIRO-TITE



B182.2




3624-130/135

ASTM
MEMBER

F1760

ADVANTAGES

- 1 Corrosion-proof Performance**
IPEX Ring-Tite and Enviro-Tite systems are immune to corrosion from aggressive soils and galvanic action. In addition, H₂S and other aggressive chemicals common in sanitary sewage have no effect.
- 2 Tight Joints & Lower Treatment Costs**
Eliminate infiltration and exfiltration. Ring-Tite and Enviro-Tite joints easily outperform concrete and corrugated PE joints.
- 3 Third-Party Certification**
IPEX Ring-Tite & Enviro-Tite systems are certified to CSA B182.2. Third-party certification is your verification that the product will perform as stated.
- 4 High Flow Capacity**
IPEX's PVC pipe and fittings are manufactured with smooth inner walls and provide systems with a Manning coefficient of 0.009, allowing for use of smaller diameters of pipe when compared to rough walled pipe.



Enviro-Tite®

SHORT FORM SPECIFICATIONS

GENERAL

Main line sewers will be PVC DR35 sewer pipe and shall be in compliance with ASTM D3034 or ASTM F1760 and third-party certified to CSA B182.2. Sewer laterals will be PVC DR28 sewer pipe and shall be third-party certified by CSA as above.

JOINTS

Sealing gaskets must meet the requirements of ASTM D3034 or ASTM F1760 or CSA B182.2. In addition, the pipe joints must be able to withstand a minimum hydrostatic pressure of 50 psi (345 kPa) without leakage.

PIPE STIFFNESS

The minimum ring stiffness shall be 46 psi (320 kPa) for DR35 pipe and 90 psi (625 kPa) for DR 28. This stiffness will be determined using the test methods prescribed by ASTM D3034 and ASTM F1760.

FITTINGS

Injection-moulded gasketed PVC fittings shall meet the requirements of ASTM D3034 and ASTM F1336 and shall be certified to CSA B182.1 or CSA B182.2. Fabricated fittings must conform to ASTM F1336 and CSA B182.2.

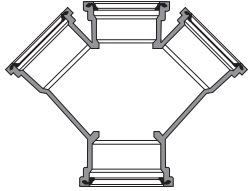



DIMENSIONS

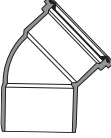
	Nominal Size		Average I.D.		Min Wall Thickness		Average O.D.	
	in	mm	in	mm	in	mm	in	mm
DR35								
	4	100	3.97	100.94	0.12	3.06	4.21	107.06
	5	135	5.32	135.08	0.16	4.09	5.64	143.26
	6	150	5.92	150.29	0.18	4.55	6.28	159.39
	8	200	7.92	201.16	0.24	6.10	8.40	213.36
	10	250	9.90	251.46	0.30	7.62	10.50	266.70
	12	300	11.79	299.36	0.36	9.07	12.50	317.50
	15	375	14.43	366.42	0.44	11.10	15.30	388.62
	18	450	17.63	447.87	0.53	13.57	18.70	475.01
	21	525	20.79	527.99	0.63	16.00	22.05	559.99
	24	600	23.39	594.00	0.71	18.00	24.80	630.00
	27	675	26.36	669.42	0.80	20.29	27.95	710.00
	30	750	30.17	766.36	0.91	23.22	32.00	812.80
	36	900	36.11	917.22	1.09	27.79	38.30	972.80
	42	1050	41.95	1065.72	1.27	32.29	44.50	1130.30
	48	1200	47.89	1216.56	1.45	36.87	50.79	1290.30
	54	1350	54.27	1378.49	1.64	41.77	57.55	1462.00
	60	1500	58.08	1475.48	1.76	44.71	61.61	1564.90
DR28								
	4	100	3.91	99.42	0.15	3.82	4.21	107.06
	5	135	5.24	133.02	0.20	5.12	5.64	143.26
	6	150	5.83	148.01	0.22	5.69	6.28	159.39

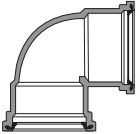



PRODUCTION SELECTION CHART


	Dimension		Product Code
	inches	mm	
Double 45° Wye G x G x G x G			
	6 x 4	150 x 100	043254
	6	150	043255
	8 x 4	200 x 100	043258
	8 x 6	200 x 150	043469
	8	200	043260
	10 x 4	250 x 100	*
	10 x 6	250 x 150	043251
	12 x 4	300 x 100	*
	12 x 6	300 x 150	043259
	12 x 8	300 x 200	043248
	15 x 4	375 x 100	*
	15 x 6	375 x 150	*
	15 x 8	375 x 200	*
	15 x 10	375 x 250	*
	15 x 12	375 x 300	*
	18 x 4	450 x 100	*
	18 x 6	450 x 150	*
18 x 8	450 x 200	*	
18 x 10	450 x 250	*	
18 x 12	450 x 300	*	
18 x 15	450 x 375	*	


	Dimension		Product Code
	inches	mm	
45° Elbow G x G			
	4	100	043504
	5	135	043505
	6	150	043506
	8	200	043507
	10	250	043508
	12	300	043509
	15	375	143515
	18	450	043971
	21	525	043957
	24	600	043953
	27	675	043516

	Dimension		Product Code
	inches	mm	
45° Elbow Sp x G			
	4	100	043404
	5	135	043405
	6	150	043406
	8	200	043407
	10	250	043411
	12	300	043412
	15	375	143951
	18	450	043203
	21	525	043946
	24	600	043943
	27	675	*

	Dimension		Product Code
	inches	mm	
90° Elbow G x G			
	4	100	043214
	6	150	043216
	8	200	043217
	10	250	043218
	12	300	043219
	15	375	043220
	18	450	043239
	21	525	043955
	24	600	043989
	27	675	043204

	Dimension		Product Code
	inches	mm	
22-1/2° Elbow G x G			
	4	100	043964
	5	135	043968
	6	150	043969
	8	200	043963
	10	250	043966
	12	300	043965
	15	375	043967
	18	450	043174
	21	525	043958
	24	600	043954
	27	675	043808

	Dimension		Product Code
	inches	mm	
90° Elbow Sp x G			
	4	100	043234
	6	150	043236
	8	200	043238
	10	250	043205
	12	300	043206
	15	375	043221
	18	450	043948
	21	525	043945
	24	600	043942
	27	675	*

	Dimension		Product Code
	inches	mm	
22-1/2° Elbow Sp x G			
	4	100	043977
	5	135	043976
	6	150	043975
	8	200	043972
	10	250	043973
	12	300	043974
	15	375	043952
	18	450	043949
	21	525	043947
	24	600	043944
	27	675	043199