

GASKETED SEWER PIPING SYSTEMS

Ring-Tite
4" - 60" (100mm - 1500mm)

Enviro-Tite
4" - 15" (100mm - 375mm)

Ring-Tite® Enviro-Tite®

Ring-Tite and Enviro-Tite piping systems are DR35 and DR28 sewer pipes manufactured to demanding ASTM and CSA standards. The two products are identical except for Enviro-Tite having a minimum recycled material content of 50%. Both products have tight joints that can withstand well in excess of both the ASTM and CSA requirements.

APPLICATIONS

- Gravity Flow Sanitary Sewers
- Storm Sewers
- Sewer Laterals
- Industrial Effluent Lines

STANDARDS

RING-TITE



B182.2



3624-130/135

ASTM
MEMBER

D3034 & F679

ENVIRO-TITE



B182.2




3624-130/135

ASTM
MEMBER

F1760

ADVANTAGES

- 1 Corrosion-proof Performance**
IPEX Ring-Tite and Enviro-Tite systems are immune to corrosion from aggressive soils and galvanic action. In addition, H₂S and other aggressive chemicals common in sanitary sewage have no effect.
- 2 Tight Joints & Lower Treatment Costs**
Eliminate infiltration and exfiltration. Ring-Tite and Enviro-Tite joints easily outperform concrete and corrugated PE joints.
- 3 Third-Party Certification**
IPEX Ring-Tite & Enviro-Tite systems are certified to CSA B182.2. Third-party certification is your verification that the product will perform as stated.
- 4 High Flow Capacity**
IPEX's PVC pipe and fittings are manufactured with smooth inner walls and provide systems with a Manning coefficient of 0.009, allowing for use of smaller diameters of pipe when compared to rough walled pipe.



Enviro-Tite®

SHORT FORM SPECIFICATIONS

GENERAL

Main line sewers will be PVC DR35 sewer pipe and shall be in compliance with ASTM D3034 or ASTM F1760 and third-party certified to CSA B182.2. Sewer laterals will be PVC DR28 sewer pipe and shall be third-party certified by CSA as above.

JOINTS

Sealing gaskets must meet the requirements of ASTM D3034 or ASTM F1760 or CSA B182.2. In addition, the pipe joints must be able to withstand a minimum hydrostatic pressure of 50 psi (345 kPa) without leakage.

PIPE STIFFNESS

The minimum ring stiffness shall be 46 psi (320 kPa) for DR35 pipe and 90 psi (625 kPa) for DR 28. This stiffness will be determined using the test methods prescribed by ASTM D3034 and ASTM F1760.

FITTINGS

Injection-moulded gasketed PVC fittings shall meet the requirements of ASTM D3034 and ASTM F1336 and shall be certified to CSA B182.1 or CSA B182.2. Fabricated fittings must conform to ASTM F1336 and CSA B182.2.



DIMENSIONS

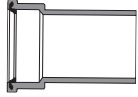
	Nominal Size		Average I.D.		Min Wall Thickness		Average O.D.	
	in	mm	in	mm	in	mm	in	mm
DR35								
	4	100	3.97	100.94	0.12	3.06	4.21	107.06
	5	135	5.32	135.08	0.16	4.09	5.64	143.26
	6	150	5.92	150.29	0.18	4.55	6.28	159.39
	8	200	7.92	201.16	0.24	6.10	8.40	213.36
	10	250	9.90	251.46	0.30	7.62	10.50	266.70
	12	300	11.79	299.36	0.36	9.07	12.50	317.50
	15	375	14.43	366.42	0.44	11.10	15.30	388.62
	18	450	17.63	447.87	0.53	13.57	18.70	475.01
	21	525	20.79	527.99	0.63	16.00	22.05	559.99
	24	600	23.39	594.00	0.71	18.00	24.80	630.00
	27	675	26.36	669.42	0.80	20.29	27.95	710.00
	30	750	30.17	766.36	0.91	23.22	32.00	812.80
	36	900	36.11	917.22	1.09	27.79	38.30	972.80
	42	1050	41.95	1065.72	1.27	32.29	44.50	1130.30
	48	1200	47.89	1216.56	1.45	36.87	50.79	1290.30
	54	1350	54.27	1378.49	1.64	41.77	57.55	1462.00
	60	1500	58.08	1475.48	1.76	44.71	61.61	1564.90
DR28								
	4	100	3.91	99.42	0.15	3.82	4.21	107.06
	5	135	5.24	133.02	0.20	5.12	5.64	143.26
	6	150	5.83	148.01	0.22	5.69	6.28	159.39



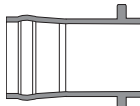
PRODUCTION SELECTION CHART

	Dimension		Product Code
	inches	mm	


Manhole Adapter G x SP (24"/600mm long)

	4	100	043297
	5	135	043299
	6	150	043301
	8	200	043302
	10	250	043328
	12	300	043329
	15	375	043330
	18	450	043331
	21	525	043548
	24	600	043332
	27	675	*

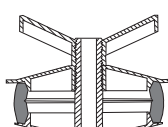
Wing Adapter (mortar-on)

	4	100	043190
	5	135	043192
	6	150	043191
	8	200	043193
	10	250	043194
	12	300	043195
	15	375	043196
	18	450	*
	21	525	*
	24	600	*
	27	675	*

Universal Storm Sewer Saddle (c/w Bell & Seating Gasket)

	4	100	082244
	5	135	082245
	6	150	082246
	8	200	082248

Hand Tight Expansion End Plug

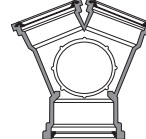
	4	100	043200
	5	135	043201
	6	150	043202
	8	200	043212

Stainless Steel Strap

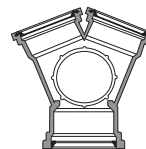
	6	150	043346
	8	200	043348
	10	250	043350
	12	300	043352

	Dimension		Product Code
	inches	mm	

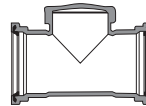
Boot Jack - Sanitary

	5x4x4 (P)	125x100x100x100 (P)	043705
	6x5x5x4 (P)	150x125x125x100 (P)	043706
	6x4x4x4 (P)	150x100x100x100 (P)	043707

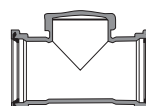
Boot Jack - Storm

	5x4x4 (P)	125x100x100x100 (P)	043715
	6x5x5x4 (P)	150x125x125x100 (P)	043716
	6x4x4x4 (P)	150x100x100x100 (P)	043717

Test Tee - Sanitary

	4x4x4 (C)	100x100x100 (C)	043646
	5x4x4 (C)	125x100x100 (C)	043647
	5x5x4 (C)	125x125x100 (C)	043648
	6x6x4 (C)	150x150x100 (C)	043649

Test Tee - Storm

	4x4x4 (C)	100x100x100 (C)	043666
	5x4x4 (C)	125x100x100 (C)	043667
	5x5x4 (C)	125x125x100 (C)	043668
	6x6x4 (C)	150x150x100 (C)	043669

(P): Plug (C): Cap

Description	Product Code
-------------	--------------

Lubricant

1 kg container	074811
4 kg container	074812