

# DURAPLUS ABS INDUSTRIAL

3/8" - 12"

## Duraplus™

The Duraplus® Industrial Piping System by IPEX offers a complete range of ABS pressure pipe, valves and fittings that are ideal for demanding applications ranging from abrasive slurries and separation reagents to caustic processes and low temperature glycol systems. These rugged Duraplus components operate over a wide range of temperatures while delivering excellent material properties including:

- Exceptional Toughness
- Non-Toxicity
- Corrosion Resistance

This design and installation manual provides the most up-to-date comprehensive information about IPEX's Duraplus ABS Industrial Piping System. By combining IPEX's laboratory test results with over 65 years of field experience, we have produced a manual suited to engineers, contractors and distributors alike. All aspects of Duraplus are described here – from basic raw material properties through to installation procedures of the finished product.

IPEX offers matched Duraplus pipes, fittings and valves in IPS sizes ranging from 3/8" to 12" nominal diameter, suitable for pressures up to 230 psi at 73°F (depending on the size).

### DURAPLUS® FEATURES:

- High impact strength
- Outstanding ductility
- Wide chemical resistance
- Competitive installed cost
- Operating range from -40°F to +158°F
- Long term UV resistance
- Multiple proven and easy joining methods

### ADVANTAGES

- 1 Lightweight**  
Duraplus Industrial ABS material is 1/8 the weight of steel and 1/5 the weight of copper.
- 2 Simple, reliable joining method**  
Solvent cemented joints can be made quickly and easily without expensive equipment or certifications. Flanging and threaded joints are also possible.
- 3 Grooved joints**  
Allow quick assembly and disassembly, pipe rotation for even wear and cleaning of individual pipe sections.
- 4 Wide range of pressure and temperature capabilities**  
Operating pressures from drainage up to 230 psi and temperature range from -40°F to 176°F make this product suitable for the harshest environments.
- 5 Lower installation costs**  
Duraplus Industrial ABS is less expensive to install because of its simple joining methods – its lightweight and ease of handling.
- 6 Lower maintenance costs**  
Duraplus Industrial ABS has excellent chemical resistance, corrosion resistance and impact resistance resulting in a piping system that lasts longer.
- 7 No heat, no sparks, no open flames**  
Pipe can be joined to fitting without the necessity of heat.
- 8 Abrasion resistance**  
The rubber-like poly-butadiene phase gives Duraplus Industrial ABS exceptionally good abrasion resistance to slurries and other abrasive media.

### APPLICATIONS

#### • Chilled water / HVAC

Chilled Water Lines	Cooling Tower Pipes
Condensate Drain Lines	Humidification Supply Lines

#### • Off Shore Applications

"Mud" Systems	Deluge Systems
Topside (low pressure) Operations	(Emergency Showers/Eye Baths)
Vacuum Systems (Drill Cuttings Transport)	Chilled Water (Air Conditioning)
Deck Wash System – Supply & Drainage	Potable Water
	Black Water Drainage

#### • Mining

Slurries	Chemical Treatment
Water Lines	Tailing Lines
Vent Piping	

#### • Secondary Loop Refrigeration

Glycol Chilled Lines

### STANDARDS



The ABS compound used in the manufacturing of Duraplus ABS Industrial Pipe complies with the material requirements of ASTM D3965, "Standard Specification for Rigid Acrylonitrile-Butadiene-Styrene (ABS) Materials for Pipe and Fittings".

## **i DID YOU KNOW?**

Duraplus Industrial ABS is an extremely versatile process piping system that combines ruggedness, chemical resistance, light weight and ease of installation.

The most common applications for Duraplus Industrial ABS utilizes its outstanding impact resistance, ductility and abrasion resistance at both low and high temperatures.



## SHORT FORM SPECIFICATIONS

### GENERAL

Duraplus ABS is designed for industrial pressure pipe applications where the extremely high-impact resistance and ductility of the material offers some insurance against internal and external shock loadings and site abuse conditions. It's unique combination of ABS properties – non-toxicity, purity, corrosion- and chemical-resistance, toughness, low-hydraulic resistance, and the ability to perform over a wide temperature range (-40°F to +158°F) ensures excellent in-service performance and system life.

### MATERIAL SPECIFICATION

Pipe and fittings shall be manufactured from a copolymeric material – Acrylonitrile Butadiene Styrene (ABS) – conforming to a 43232 cell classification in accordance with ASTM D3965.

Material for both pipe and fittings shall have a design stress of not less than 2,000 psi, and shall be designed with a 2 to 1 safety factor for a 50 year lifespan when operated under continuous pressure.

The material shall have an izod impact resistance value of not less than 6 ft./lb. at 73°F and 3 ft./lb. at -22°F, when tested in accordance with ASTM D256, method 'A'.

### PIPE

Pipes shall be manufactured by IPEX and designed on a Standard Dimension Ratio (SDR) basis to give various pressure ratings as described below:

Pipe Class	Equivalent DR	Continuous Pressure Rating at 73°F (23°C)	Size Range
Class B 90 psi	DR 24.0	90 psi	10" & 12"
Class C 145 psi	DR 15.5	145 psi	1" to 8"
Class D 180 psi	DR 12.5	180 psi	1" to 6"
Class E 230 psi	DR 10.0	230 psi	3/8" to 4"
Class T 230 psi		180 psi	3/8" to 2"

### FITTINGS

Fittings shall be of the socket type, designed for solvent welding as supplied by IPEX.

Fittings shall be designed and manufactured so that they withstand the continuous pressures applicable to the maximum pressure native of the pipe.

### SOLVENT CEMENT

All joints shall be made with Gray Duraplus ABS solvent cement as supplied by IPEX.

The solvent cement shall be designed to withstand continuous applied pressures up to 230 psi at 73°F.

### DESIGN AND INSTALLATION

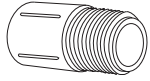
The design and installation of ABS pressure systems shall be performed in accordance with the recommendations detailed in the Handling and Installation section of this manual, local and national regulations where applicable.

To ensure the full integrity of the completed system, all components shall be supplied by IPEX.

## PRODUCT SELECTION CHART – DURAPLUS

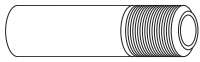
Dimension inches	Significant Number	Product Code
------------------	--------------------	--------------

### Male Adapter Soc x MPT



Dimension inches	Significant Number	Product Code
1/2	103102	337086
3/4	103103	337087
1	103104	337088
1-1/4	103105	337089
1-1/2	103106	337090
2	103107	337091
3	103108	337092
4	103109	337093

### Nipple Sp x NPT



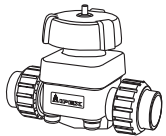
Dimension inches	Significant Number	Product Code
3/8	314101	337340
1/2	314102	337341
3/4	314103	337342
1	314104	337343
1-1/4	314105	337344
1-1/2	314106	337345
2	314107	337346
3	314109	337347
4	314110	337348

### Plug Male Thread



Dimension inches	Significant Number	Product Code
1/2	155102	337264
3/4	155103	337265
1	155104	337266
1-1/4	155105	337267
1-1/2	155106	337268
2	155107	337269

### VM Manual Diaphragm Valve – EPDM Diaphragm T/U Soc

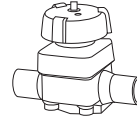


Dimension inches	Significant Number	Product Code
1/2	HOUMA102	337110
3/4	HOUMA103	337111
1	HOUMA104	337112
1-1/4	HOUMA105	337113
1-1/2	HOUMA106	337114
2	HOUMA107	337115
◆ 3	HOVMA209	337649
◆ 4	HOVMA210	337116

◆ 3" & 4" are spigot ended  
 Note: Other diaphragm materials available on request

Dimension inches	Significant Number	Product Code
------------------	--------------------	--------------

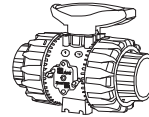
### VM Manual Diaphragm Valve – EPDM Diaphragm Sp



** 1/2	624102	337643
** 3/4	624103	337644
** 1	624104	337645
** 1-1/4	624105	337646
** 1-1/2	624106	337647
** 2	624107	337648

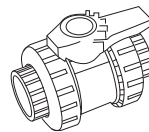
\*\* Discontinued when stock is depleted

### VKD True Union Ball Valve – EPDM Seals Soc



Dimension inches	Significant Number	Product Code
3/8	902101	337801
1/2	902102	337802
3/4	902103	337803
1	902104	337804
1-1/4	902105	337805
1-1/2	902106	337806
2	902107	337807
3	902109	337808
4	902110	337809

### VXE True Union Ball Valve – EPDM Seals Soc



Dimension inches	Significant Number	Product Code
1/2	902111	337810
3/4	902112	337811
1	902113	337812
1-1/4	902114	337813
1-1/2	902115	337814
2	902116	337816

### SXE True Union Ball Check Valve – EPDM Soc



Dimension inches	Significant Number	Product Code
1/2	837102	337501
3/4	837103	337502
1	837104	337503
1-1/4	837105	337504
1-1/2	837106	337505
2	837107	337506

All Threads are BSP tapered unless otherwise noted \*\*\*.  
 Systems using plastic threaded components are restricted to 180 psi. The use of PTFE sealing tape is recommended.  
 Only the correct Duraplus® cement will provide a compatible joint. All warranties void if other cement used.