

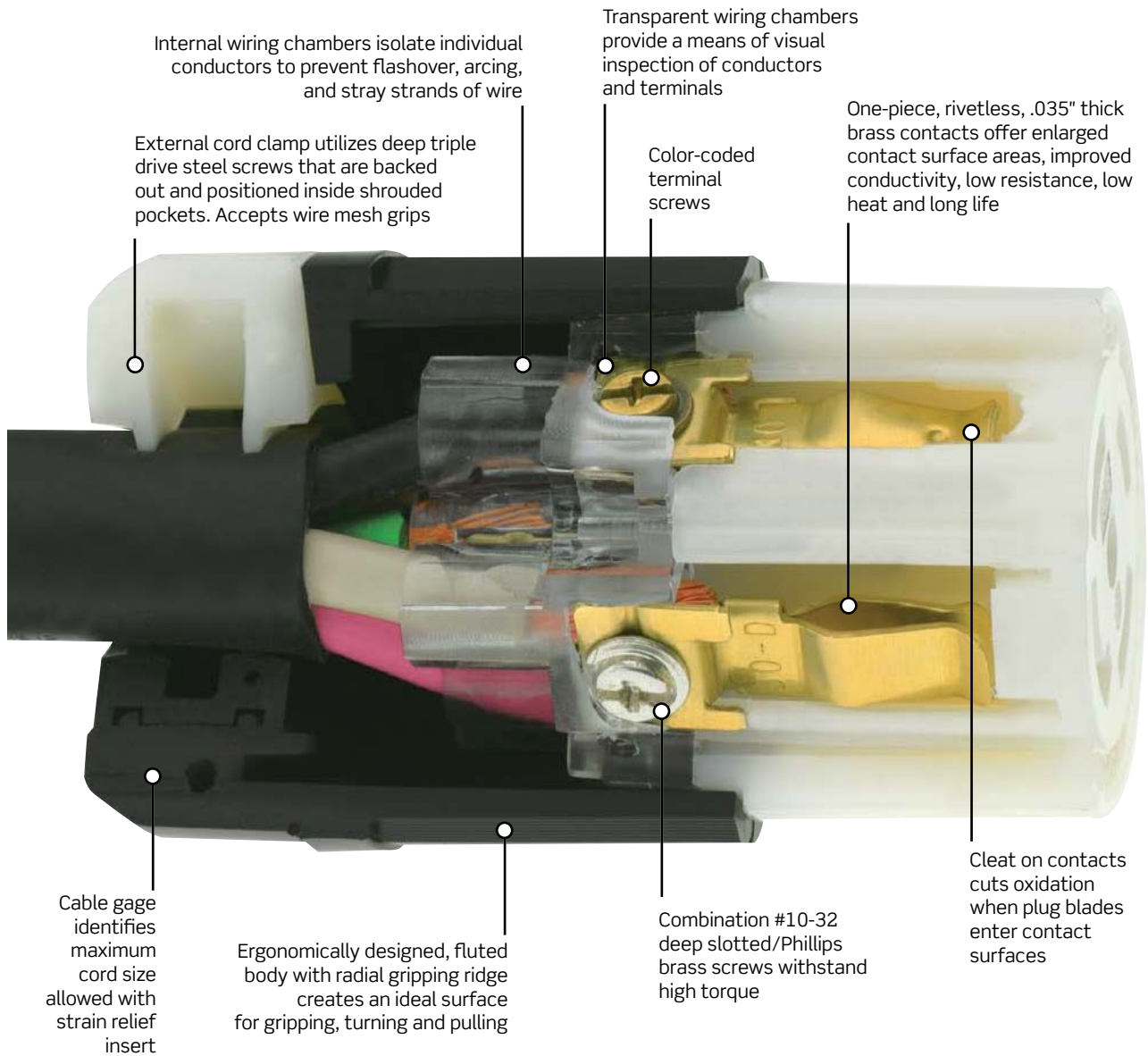
NEMA

NEMA Locking Devices

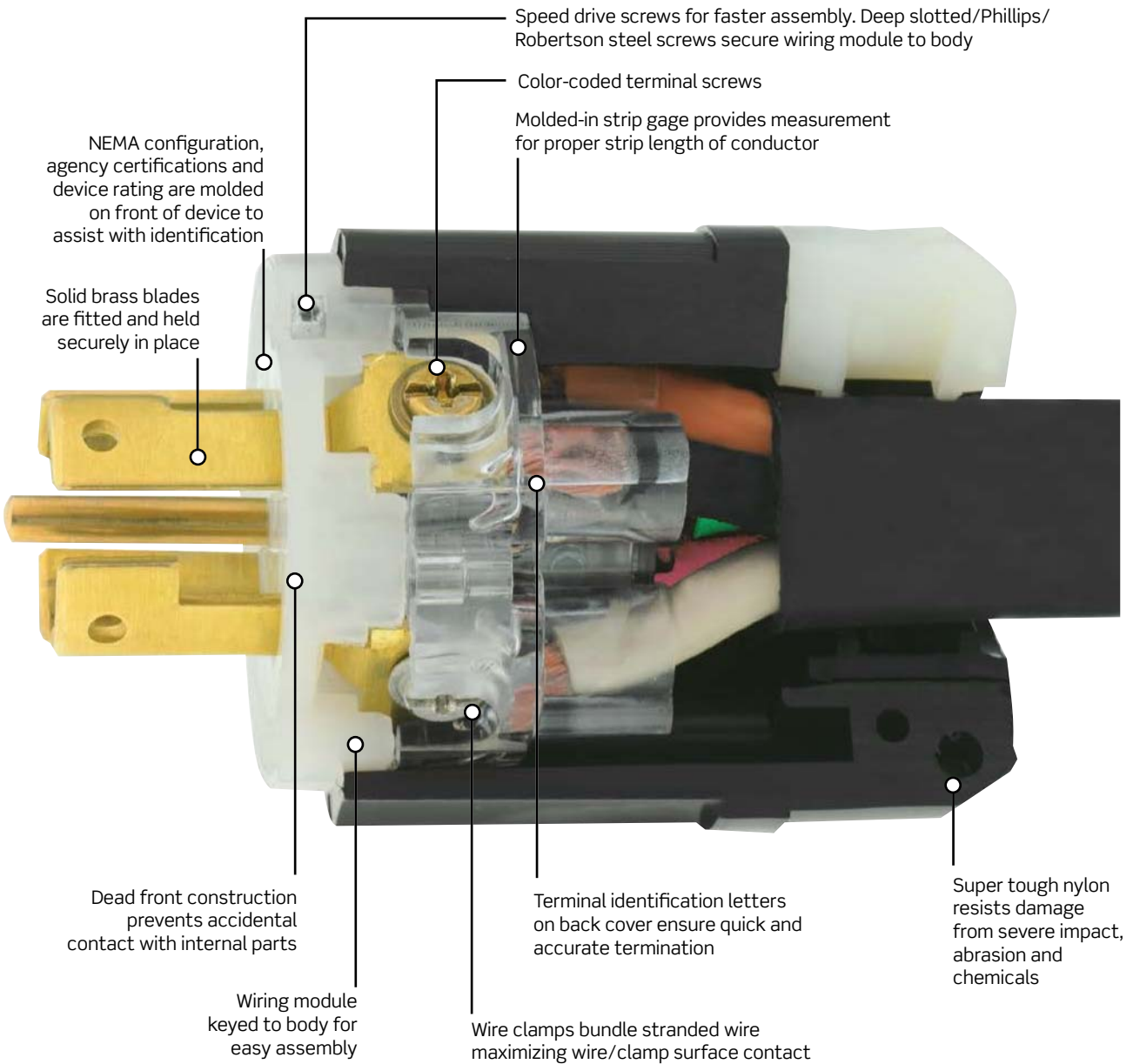
Locking Devices for the Entire Spectrum of Industrial Applications

Leviton's industrial grade locking devices are built to provide unparalleled quality and superior performance in the most severe industrial settings. Leviton combines the best materials available with superior production standards to produce a broad selection of locking devices of unmatched flexibility and dependability.

Exposed Connector



Exposed Plug



Shrouded pockets in cord clamp prevents slippage of screwdriver blade when tightening clamp screws.



Wire clamps move within individual chambers to provide positive clamp lock without cutting wire strands.



Captive terminal screws eliminate nuisance dropping and searching for missing screws.



Deep-funnelled, large wire wells guide conductors into termination position.


NEMA

Locking Flush Receptacles


Engineered for maximum performance with a UL 94 V-0 flammability rating.



Sample Receptacles



- Extra thick .050" nickel-plated brass mounting strap
- Stamped-in agency certifications
- Molded-in amperage and voltage rating
- NEMA configuration
- Color-coded voltage rating
- Manufacturer
- Stability ribs
- Uni-body face
- Triple combination head mounting screws



- Molded-in terminal identification letters
- Triple combination mounting screws, multi-terminated design, accepts #8 to #14 solid or stranded conductors
- Seam between front cover and back cover is far from contact working area
- External nickel plated clamps accept #8 to #14 solid or stranded conductors for back and side wiring
- Oversized #10 brass Phillips/Robertson/straight slot drive terminal screw





Color-Coded Voltage Ratings

125V	250V	277VAC
125/250V	3ø250V	3ø480V
		600V

One-piece .040" thick brass, high-copper content contacts with nickel-plated clamp type terminals

Contacts deeply seated in thick walled faced



Mechanically-secured all-brass ground path

15A NEMA Locking Devices

Industrial Grade Black & White® Locking Devices

Features and Benefits

Locking Plugs and Connectors

- Super tough nylon body resists damage from severe impact, abrasion and chemicals
- Ergonomic, fluted body design with radial grip ridge is ideal for gripping, turning and pulling
- Cord clamp does not have to be disassembled from body for wiring — accepts wire mesh connection strain reliefs
- One-piece, rivetless .035" thick brass connector contacts and solid brass plug blades provide maximum conductivity and long service life
- Power Indication™ 15A Locking Plugs & Connectors equipped with green neon bulb rated at 30,000 hours (24/7 for 3.5 years)
- Power Indication™ 20A and 30A Locking Plugs & Connectors equipped with green LED rated at 100,000 hours (24/7 for 10 years)

Flanged Inlets and Outlets

- Rugged nylon flange fits flush and won't crack in high abuse applications
- Individual deep-funneled chamfered wire wells guide each wire into rectangular chambers
- Wire clamps bundle stranded wire without cutting wire strands

Locking Flush Receptacles



- Rugged nylon body and cover for outstanding resistance to impacts and harsh chemicals
- Double-wipe phosphor-bronze power contacts

V-O-Max® Locking Flush Receptacles

- UL 94 V-0 flammability rating, the best rating of any material used in Industrial locking flush receptacles available today
- Extra-thick .050" nickel-plated brass mounting strap for high-abuse applications
- Designed for maximum durability: One-piece .040" brass, high copper-content contacts with nickel plated clamp-type terminals
- Color-coded voltage rating on face for easy identification

15A-125V

2-Pole, 2-Wire Non-Grounding

Rating	15A-125V	
NEMA		
	L1-15P	L1-15R
Description	Cat. No.	Cat. No.
Plugs and Connectors	Plug	Connector
Black & White® Nylon Body	7545-C	7506-C
Flanged Outlet	—	7526-C
Receptacles		
Duplex Flush Receptacle	—	7540
Single Flush Receptacle	—	7535



7545-C

20A Non-NEMA Locking Devices

Industrial Grade Black & White® Locking Devices

Non-NEMA 20A-125/250V

3-Pole, 3-Wire Non-Grounding		
Rating	20A-125/250V	
Non-NEMA		
Description	Cat. No.	Cat. No.
Locking Plug	9965-C*	—
Locking Connector	—	7314-C*
Locking Flanged Inlet	3325-C*	—
Locking Flanged Outlet	—	3326-C
Single Flush Receptacle, Black	—	7310-B*

*Add (-G) for grounding devices



3525-C



9965-C



7411

Non-NEMA 20A-3ØY 120/208V

4-Pole, 4-Wire Non-Grounding		
Rating	20A-3ØY 120/208V	
Non-NEMA		
Description	Cat. No.	Cat. No.
Locking Plug	7411-C*	—
Locking Connector	—	7413-C*
Locking Flanged Inlet	7408-C*	—
Locking Flanged Outlet	—	7409-C*
Single Flush Receptacle, Black	—	7410-B*

*Add (-G) for grounding devices

Non-NEMA 20A-125VAC/DC/10A-600VAC

4-Pole, 5-Wire Grounding		
Rating	20A-125VAC/DC/10A-600VAC	
Non-NEMA		
Description	Cat. No.	Cat. No.
Locking Plug, Black & White® Nylon Body	3521-C	—
Locking Connector, Black & White® Nylon Body	—	3523-C
Locking Flanged Inlet	3524-C	—
Locking Flanged Outlet	—	3525-C
Single Flush Receptacle	—	3520

Wallplates and Covers

302 Stainless Steel Single Receptacle	Weather-Resistant Flip Lid Cover*	Weather-Resistant Flip Lid Cover*	Weather-Resistant Thermoplastic Cover***
1.60" Dia. Opening	2.24" Dia. Opening	1.60" Dia. Opening	1.60" Dia. Opening Self-Closing Lid
84020-40	**WP2-Y (Yellow) **WP2 (Gray)	***7420-CR (Yellow) ***7420-CRG (Gray)	4980-GY (Gray)

*IP64 Rated.

Includes Gasket and Screws.

**For use with 20 and 30A 3,4 and 5 Wire Locking Flanged Inlets and Outlets.

***For use with 20A and 30A Single-Locking Receptacles

15/10A and 20A Wetguard® Locking Devices			
Rating	15A-125V 10A-250V		15A-125V
Configuration	3P 2W		2P 3W
NEMA	Non-NEMA		L5-15
Description	Color	Cat. No.	Cat. No.
Plug	Yellow	24W07	26W07
Plug Cap		14W*	14W*
Connector		25W07	27W07
Connector Cap		50W50*	50W50*
Single Outlet		95W07-S	97W07-S
Duplex Outlet		85W07-D	87W07-D
Single Inlet		64W07	66W07
Connector for Single Inlet		74W07-C	76W07-C
Single Receptacle		—	—
Receptacle Cover w/Gasket		—	—



24W07



85W07-D

20A and 20/10A Wetguard® Locking Devices							
Rating	20A-125V		20A-250V	20A-277V	20A-347V	20A-125/250V	20A-250V 10A-600V
Configuration	2P 3W		2P 3W	2P 3W	2P 3W	3P 3W	3P 3W
NEMA	L5-20		L6-20	L7-20	L24-20	Non-NEMA	Non-NEMA
Description	Color	Cat. No.	Cat. No.	Cat. No.	Cat. No.	Cat. No.	Cat. No.
Plug	Yellow	26W47*	26W48*	26W49	22W07	26W08	26W08-G
Plug Cap		26W*	26W*	26W*	26W*	26W*	26W*
Connector		27W47*	27W48*	27W49	23W07	27W08	27W08-G
Connector Cap		50W52*	50W52*	50W52*	50W52*	50W52*	50W52*
Single Outlet		97W47-S	97W48-S	97W49-S	93W07-S	97W08-S	—
Duplex Outlet		—	—	—	—	—	—
Single Inlet		66W47	66W48	66W49	68W29	66W08	—
Connector for Single Inlet		76W47-C	76W48-C	76W49-C	78W29-C	76W08-C	—
Single Receptacle		23CM-10	23CM-20	23CM-30	—	7310-B	—
Receptacle Cover w/Gasket		60W04*	60W04*	60W04*	—	60W04*	—



26W47



26W47

NEMA configuration diagrams represent plug blade configuration.
*Available in black. To order, add “-B” suffix to catalog number

Continued on next page



Related Products

See section H for more information on the entire line of watertight wiring devices.

WETGUARD® LOCKING DEVICES | 20A and 20/10A
Locking Devices — 20A and 20/10A

20A and 20/10A Wetguard® Locking Devices													
Amp	Volt	NEMA Configuration	Cat. No.										
			Plug	Plug Cap	Connector	Connector Cap	Single Outlet	Duplex Outlet	Single Inlet	Connector for Single Inlet	Single Receptacle	Receptacle Cover w/Gasket	
2-Pole, 3-Wire													
20	125	L5-20	26W47*	26W*	27W47*	50W52*	97W47-S	—	66W47	76W47-C	23CM-10	60W04*	
20	250	L6-20	26W48*	26W*	27W48*	50W52*	97W48-S	—	66W48	76W48-C	23CM-20	60W04*	
20	277	L7-20	26W49	26W*	27W49	50W52*	97W49-S	—	66W49	76W49-C	23CM-30	60W04*	
20	347	L24-20	22W07	26W*	23W07	50W52*	93W07-S	—	68W29	78W29-C	—	—	
3-Pole, 3-Wire													
20	125/ 250	Non-NEMA	26W08	26W*	27W08	50W52*	97W08-S	—	66W08	76W08-C	7310-B	60W04*	
20	250	Non-NEMA	26W08-G	26W*	27W08-G	50W52*	—	—	—	—	—	—	
10	600	Non-NEMA	—	—	—	—	—	—	—	—	—	—	
3-Pole, 4-Wire													
20	125/ 250	L14-20	26W74	26W*	27W74	50W52*	97W74-S	—	66W74	76W74-C	24CM-10	60W04*	
20	3Ø 250	L15-20	26W75*	26W*	27W75*	50W52*	97W75-S	—	66W75	76W75-C	24CM-20	60W04*	
20	3Ø 480	L16-20	26W76*	26W*	27W76*	50W52*	97W76-S	—	66W76	76W76-C	24CM-30	60W04*	
4-Pole, 4-Wire													
20	3ØY 120/208	Non-NEMA	26W09	26W*	27W09	50W52*	97W09-S	—	66W09	76W09-C	7410-B	60W04*	
4-Pole, 5-Wire													
20	3ØY 120/208	L21-20	26W81*	26W*	27W81*	50W52*	97W81-S	—	66W81	76W81-C	2510	60W04*	
20	3ØY 277/480	L22-20	26W82	26W*	27W82	50W52*	97W82-S	—	66W82	76W82-C	2520	60W04*	
20	3ØY 347/600	L23-20	26W83	26W*	27W83	50W52*	97W83-S	—	66W83	76W83-C	2530	60W04*	
20	250	Non-NEMA	26W10	26W*	27W10	50W52*	97W10-S	—	66W10	76W10-C	—	60W04*	
10	600	Non-NEMA	—	—	—	—	—	—	—	—	—	—	

NEMA configuration diagrams represent plug blade configuration.
 *Available in black. To order, add “-B” suffix to catalog number