

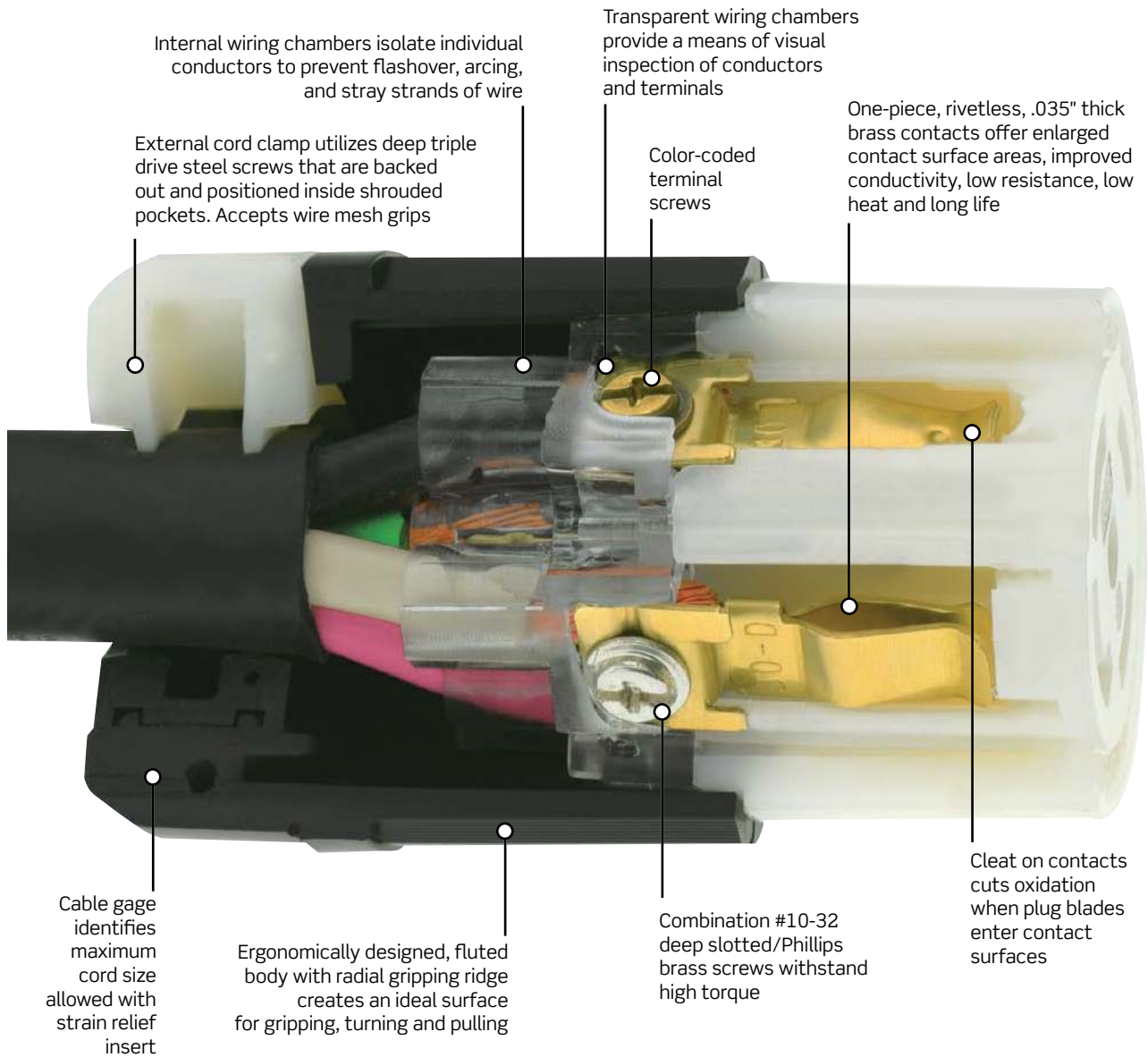
## NEMA

### NEMA Locking Devices

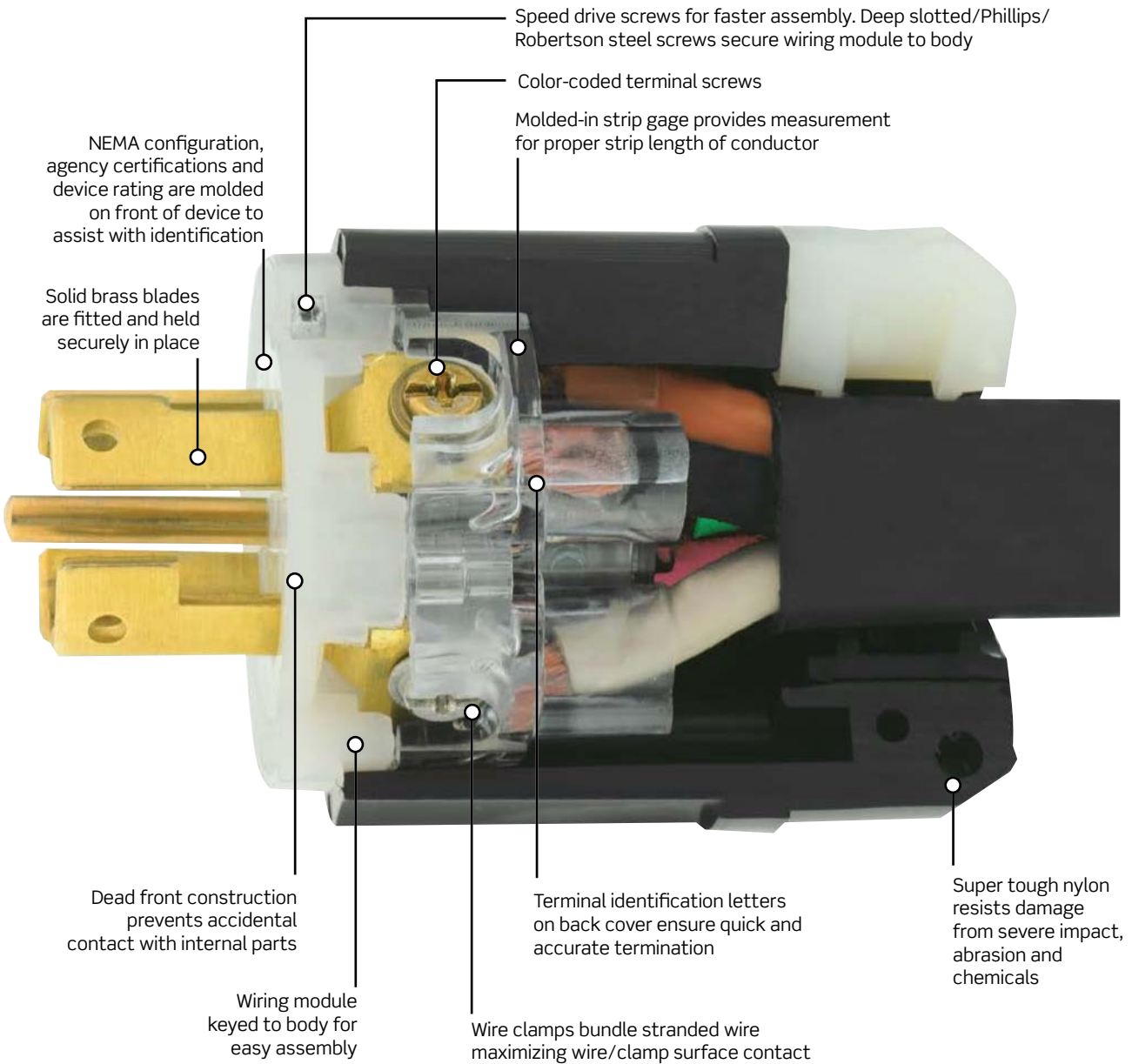
#### Locking Devices for the Entire Spectrum of Industrial Applications

Leviton's industrial grade locking devices are built to provide unparalleled quality and superior performance in the most severe industrial settings. Leviton combines the best materials available with superior production standards to produce a broad selection of locking devices of unmatched flexibility and dependability.

#### Exposed Connector



**Exposed Plug**



Shrouded pockets in cord clamp prevents slippage of screwdriver blade when tightening clamp screws.



Wire clamps move within individual chambers to provide positive clamp lock without cutting wire strands.



Captive terminal screws eliminate nuisance dropping and searching for missing screws.



Deep-funnelled, large wire wells guide conductors into termination position.


## NEMA

### Locking Flush Receptacles


Engineered for maximum performance with a UL 94 V-0 flammability rating.



#### Sample Receptacles



- Extra thick .050" nickel-plated brass mounting strap
- Stamped-in agency certifications
- Molded-in amperage and voltage rating
- NEMA configuration
- Color-coded voltage rating
- Manufacturer
- Stability ribs
- Uni-body face
- Triple combination head mounting screws



- Molded-in terminal identification letters
- Triple combination mounting screws, multi-terminated design, accepts #8 to #14 solid or stranded conductors
- Seam between front cover and back cover is far from contact working area
- External nickel plated clamps accept #8 to #14 solid or stranded conductors for back and side wiring
- Oversized #10 brass Phillips/Robertson/straight slot drive terminal screw





#### Color-Coded Voltage Ratings

125V	250V	277VAC
125/250V	3ø250V	3ø480V
		600V

One-piece .040" thick brass, high-copper content contacts with nickel-plated clamp type terminals

Contacts deeply seated in thick walled faced



Mechanically-secured all-brass ground path

## 15A NEMA Locking Devices

### Industrial Grade Black & White® Locking Devices

#### Features and Benefits

##### Locking Plugs and Connectors

- Super tough nylon body resists damage from severe impact, abrasion and chemicals
- Ergonomic, fluted body design with radial grip ridge is ideal for gripping, turning and pulling
- Cord clamp does not have to be disassembled from body for wiring — accepts wire mesh connection strain reliefs
- One-piece, rivetless .035" thick brass connector contacts and solid brass plug blades provide maximum conductivity and long service life
- Power Indication™ 15A Locking Plugs & Connectors equipped with green neon bulb rated at 30,000 hours (24/7 for 3.5 years)
- Power Indication™ 20A and 30A Locking Plugs & Connectors equipped with green LED rated at 100,000 hours (24/7 for 10 years)

##### Flanged Inlets and Outlets

- Rugged nylon flange fits flush and won't crack in high abuse applications
- Individual deep-funneled chamfered wire wells guide each wire into rectangular chambers
- Wire clamps bundle stranded wire without cutting wire strands

##### Locking Flush Receptacles



- Rugged nylon body and cover for outstanding resistance to impacts and harsh chemicals
- Double-wipe phosphor-bronze power contacts

##### V-O-Max® Locking Flush Receptacles

- UL 94 V-0 flammability rating, the best rating of any material used in Industrial locking flush receptacles available today
- Extra-thick .050" nickel-plated brass mounting strap for high-abuse applications
- Designed for maximum durability: One-piece .040" brass, high copper-content contacts with nickel plated clamp-type terminals
- Color-coded voltage rating on face for easy identification

### 15A-125V

#### 2-Pole, 2-Wire Non-Grounding

Rating	15A-125V	
NEMA	 L1-15P	 L1-15R
Description	Cat. No.	Cat. No.
<b>Plugs and Connectors</b>	<b>Plug</b>	<b>Connector</b>
Black & White® Nylon Body	7545-C	7506-C
Flanged Outlet	—	7526-C
<b>Receptacles</b>		
Duplex Flush Receptacle	—	7540
Single Flush Receptacle	—	7535



7545-C

## 20A NEMA | Black & White®

### Industrial Grade Black & White® Locking Devices

#### 20A-347VAC, 480VAC and 600VAC

2-Pole, 3-Wire Grounding						
Rating	20A-347VAC		20A-480VAC		20A-600VAC	
NEMA	L24-20P	L24-20R	L8-20P	L8-20R	L9-20P	L9-20R
Description	Cat. No.	Cat. No.	Cat. No.	Cat. No.	Cat. No.	Cat. No.
<b>Plugs and Connectors</b>	<b>Plug</b>	<b>Connector</b>	<b>Plug</b>	<b>Connector</b>	<b>Plug</b>	<b>Connector</b>
Black & White® Nylon Body	3721	3723	2341	2343	2351	2353
<b>Inlets and Outlets</b>	<b>Inlet</b>	<b>Outlet</b>	<b>Inlet</b>	<b>Outlet</b>	<b>Inlet</b>	<b>Outlet</b>
Flanged Device	—	3756	2345	2346	2355	2356
<b>Receptacles</b>						
V-O-Max® Single Flush Receptacle	—	3720	—	2340	—	2350
V-O-Max® Single Flush Receptacle, Isolated Ground	—	—	—	—	—	2350-IG



2341



2411

#### 20A-125/250V, 3Ø 250V and 3Ø 480V

3-Pole, 3-Wire Non-Grounding						
Rating	20A-125/250V		20A-3Ø 250V		20A-3Ø 480V	
NEMA	L10-20P	L10-20R	L11-20P	L11-20R	L12-20P	L12-20R
Description	Cat. No.	Cat. No.	Cat. No.	Cat. No.	Cat. No.	Cat. No.
<b>Plugs and Connectors</b>	<b>Plug</b>	<b>Connector</b>	<b>Plug</b>	<b>Connector</b>	<b>Plug</b>	<b>Connector</b>
Black & White® Nylon Body	2361	2363	2371	2373	2381	2383
<b>Inlets and Outlets</b>	<b>Inlet</b>	<b>Outlet</b>	<b>Inlet</b>	<b>Outlet</b>	<b>Inlet</b>	<b>Outlet</b>
Flanged Device	2365	2366	2375	2376	2385	2386
<b>Receptacles</b>						
V-O-Max® Single Flush Receptacle	—	2360	—	2370	—	2380



2413



2433

#### 20A-125/250V, 3Ø 250V and 3Ø 480V

3-Pole, 4-Wire Grounding						
Rating	20A-125/250V		20A-3Ø 250V		20A-3Ø 480V	
NEMA	L14-20P	L14-20R	L15-20P	L15-20R	L16-20P	L16-20R
Description	Cat. No.	Cat. No.	Cat. No.	Cat. No.	Cat. No.	Cat. No.
<b>Plugs and Connectors</b>	<b>Plug</b>	<b>Connector</b>	<b>Plug</b>	<b>Connector</b>	<b>Plug</b>	<b>Connector</b>
Black & White® Nylon Body	2411	2413	2421	2423	2431	2433
<b>Inlets and Outlets</b>	<b>Inlet</b>	<b>Outlet</b>	<b>Inlet</b>	<b>Outlet</b>	<b>Inlet</b>	<b>Outlet</b>
Flanged Device	2415	2416	2425	2426	2435	2436
<b>Receptacles</b>						
V-O-Max® Single Flush Receptacle	—	2410	—	2420	—	2430
V-O-Max® Single Flush Receptacle, Isolated Ground	—	2410-IG	—	2420-IG	—	—



2416