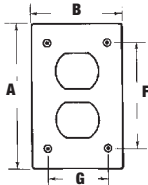


FS Boxes and Covers

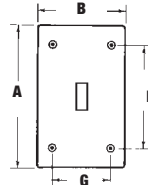
Dry-Tite® FS Covers Single Gang



CDR



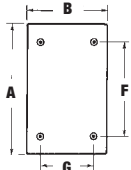
CTS



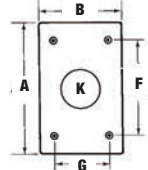
Cat. No.	Description	A (in.)	B (in.)	F (in.)	G (in.)
Single Gang (Cast Aluminum)					
CDR	One duplex receptacle – box mount	4-9/16	2-13/16	3-1/4	1-7/8
CTS	One switch receptacle – box mount	4-9/16	2-13/16	3-1/4	1-7/8



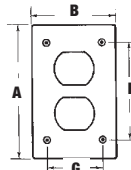
CIFS-4



CIFS-7 / CIFS-5



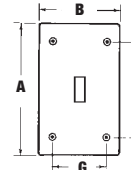
CIFS-6



CIFS-9



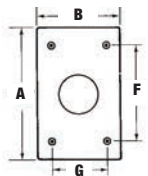
CIFS-9-HV



Cat. No.	Description	A (in.)	B (in.)	F (in.)	G (in.)	K (in.)
Single Gang FS Covers (Stamped Aluminum)						
CIFS-4	Blank – single gang – box mount	4-9/16	2-13/16	3-1/4	1-7/8	–
CIFS-5	15 A single receptacle – box mount	4-9/16	2-13/16	3-1/4	1-7/8	1-13/16
CIFS-6	One duplex receptacle – box mount	4-9/16	2-13/16	3-1/4	1-7/8	–
CIFS-7	20 A single locking receptacle – box mount	4-9/16	2-13/16	3-1/4	1-7/8	1-19/32
CIFS-9	One toggle switch – box mount	4-9/16	2-13/16	3-1/4	1-7/8	–
CIFS-9-HV	One toggle switch (347 V) – box mount	4-9/16	2-13/16	3-1/4	1-7/8	–



CRL



Cat. No.	Description	Nominal Size (in.)	Max. Device Face Dia.	A (in.)	B (in.)	F (in.)	G (in.)
Single Gang (Cast Aluminum)							
CRL	Single receptacle – box mount	1-9/16	1.600	4-9/16	2-13/16	3-1/4	1-7/8
CRS	Single receptacle – box mount	1-3/8	1.395	4-9/16	2-13/16	3-1/4	1-7/8

Dry-Tite® covers are approved for dry locations only