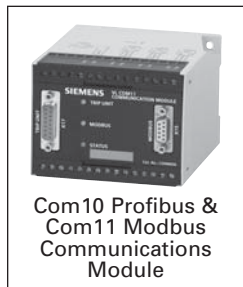
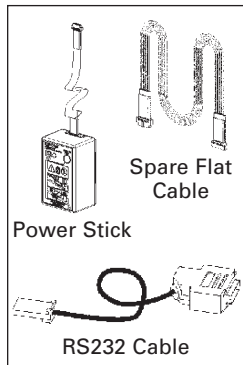
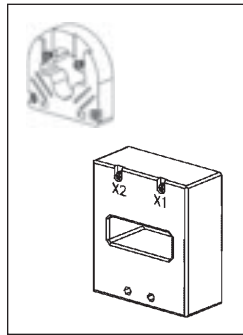


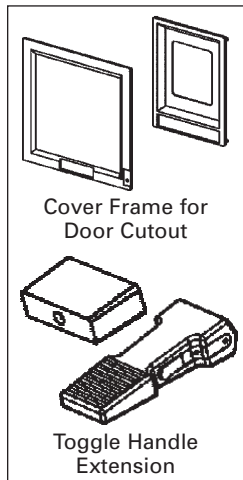
# External Accessories

## Ground Sensors & Electronic Accessories



Description	For DG Frame 150 A		For FG Frame 250 A	
	Catalog Number	List Price \$	Catalog Number	List Price \$
<b>Neutral Current Transformer (Ground Sensor, N-pole)</b>				
Neutral = 35/60A	NGSD060	—	—	—
Neutral = 100A	NGSF100	—	NGSF100	—
Neutral = 150A	NGSF150	—	NGSF150	—
Neutral = 250A	—	—	NGSJ250	—
Neutral = 400A	—	—	—	—
Neutral = 600A	—	—	—	—
Neutral = 800A	—	—	—	—
Neutral = 1000/1200A	—	—	—	—
Neutral = 1600A	—	—	—	—
<b>Communications &amp; Electronics</b>				
Power Stick - Hand held, battery operated power supply for LCD trip units. (Requires two -9V batteries) For programming and trip testing only.	EPSP18V	—	EPSP18V	—
Test Kit - Portable power supply for programming, trip test, and checking CT's plus a port for local communications of currents flow and trip settings. (Requires two 9V batteries)	ELTPHB	—	ELTPHB	—
Universal Power Supply - 120/240Vac adapter used in lieu of 9V batteries for Test Kit ELTPHB (includes necessary cables)	UPAPELTK	—	UPAPELTK	—
Power Supply with ZSI (for Model 576 trip units only. Includes necessary cables)	COMPS	—	COMPS	—
Com10 Profibus Communications Module with ZSI for LCD trip Model 576 only	COMPRO	—	COMPRO	—
Com11 Modbus Communications Module with ZSI for LCD Trip Model 576 only	COMMOD	—	COMMOD	—
Communications Adapter - Interface with a laptop or PC to test or program Model 545 & 576 trip units	CSAPELTU	—	CSAPELTU	—
Cable for COM10/11 and Model 576 external power supply.....5ft. (1.5m)	COMKIT1	—	COMKIT1	—
Extension cable for COMKIT1 & COMKIT2, adds 5 ft.	COMPEXT	—	COMPEXT	—
Spare flat cable for Test Kits or Communications Adapters	COMPCA	—	COMPCA	—
RS232 type cable for Test Kits or Communications Adapters	COMP232	—	COMP232	—

## Door Cutouts & Extensions



<b>Cover Frame for Door Cutout</b> For fixed or plug-in mounted circuit breakers. (IP30) 2-Pole & 3-Pole	BZLF3	—	BZLF3	—
For breakers with rotary handle or stored energy operator. (IP40)	BZLFRHSE	—	BZLFRHSE	—
Circuit-breaker draw-out mounted and toggle handle operated. Kit includes cover frame (bezel) and escutcheon as needed. (IP40) (not for use with rotary handle or stored energy operator)	BZLFBDC	—	BZLFBDC	—
<b>Toggle Handle Extension</b> For spare or replacement. (One is included with each LG - PG frame.)	—	—	—	—

# External Accessories

For JG Frame 400 A		For LG Frame 600 A		For MG Frame 800 A		For NG Frame 1200 A		For PG Frame 1600 A	
Catalog Number	List Price \$	Catalog Number	List Price \$	Catalog Number	List Price \$	Catalog Number	List Price \$	Catalog Number	List Price \$
—	—	—	—	—	—	—	—	—	—
—	—	—	—	—	—	—	—	—	—
—	—	—	—	—	—	—	—	—	—
NGSJ250	—	—	—	—	—	—	—	—	—
NGSL400	—	NGSL400	—	—	—	—	—	—	—
—	—	NGSM600	—	NGSM600	—	—	—	—	—
—	—	—	—	NGSN800	—	—	—	—	—
—	—	—	—	NGSN800	—	NGSN800	—	—	—
—	—	—	—	—	—	NGSP120	—	NGSP120	—
—	—	—	—	—	—	—	—	NGSP160	—
EPSP18V	—	EPSP18V	—	EPSP18V	—	EPSP18V	—	EPSP18V	—
ELTPHB	—	ELTPHB	—	ELTPHB	—	ELTPHB	—	ELTPHB	—
UPAPELTK	—	UPAPELTK	—	UPAPELTK	—	UPAPELTK	—	UPAPELTK	—
COMPS	—	COMPS	—	COMPS	—	COMPS	—	COMPS	—
COMPRO	—	COMPRO	—	COMPRO	—	COMPRO	—	COMPRO	—
COMMOD	—	COMMOD	—	COMMOD	—	COMMOD	—	COMMOD	—
CSAPELTU	—	CSAPELTU	—	CSAPELTU	—	CSAPELTU	—	CSAPELTU	—
COMKIT2	—	COMKIT2	—	COMKIT2	—	COMKIT1	—	COMKIT1	—
COMEXT	—	COMEXT	—	COMEXT	—	COMEXT	—	COMEXT	—
COMPCA	—	COMPCA	—	COMPCA	—	COMPCA	—	COMPCA	—
COMP232	—	COMP232	—	COMP232	—	COMP232	—	COMP232	—
BZLL3	—	BZLL3	—	BZLM3	—	BZLP3	—	BZLP3	—
BZLLRHSE	—	BZLLRHSE	—	BZLMRHSE	—	BZLPRHSE	—	BZLPRHSE	—
BZLLBDC	—	BZLLBDC	—	BZLMBDC	—	BZLPBDC	—	BZLPBDC	—
THEL	—	THEL	—	THEM	—	THEP	—	THEP	—