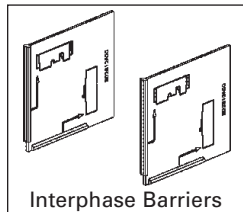
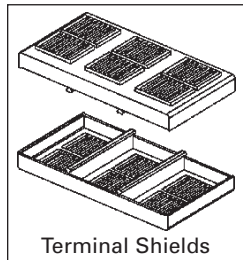
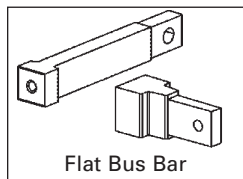
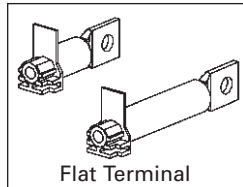
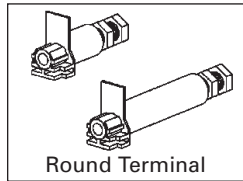
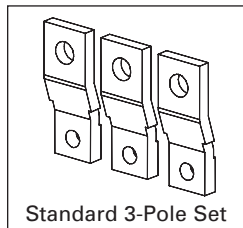


# External Accessories

## Connections



Description	For DG Frame 150 A		For FG Frame 250 A	
	Catalog Number	List Price \$	Catalog Number	List Price \$
<b>Front Bus Bar Connections<sup>①</sup></b> Includes nut keeper plates and shield. Standard (straight) 3-Pole Set Bus Bar Connection Strap Kit Includes 6 - Bus Bars, 6 Nut Keepers & Shields	FBCD3	—	FBCF3	—
<b>Rear-Connecting Studs</b> Short length round term. (1piece) Long length round term. (1piece) 3-Pole round term. kit, 2 short + 1 long Short length flat term. (1piece) Long length flat term. (1piece) 3-Pole flat term. kit, 2 short + 1 long Flat bus bar type (1 piece) 3-Pole set of flat bus bar	RTLDSR RTLDLR SRTDR3 RTLDSF RTLDLF SRTDF3 — —	— — — — — — —	RTLFSR RTLFLR SRTFR3 RTLFSF RTLFLF SRTFF3 — —	— — — — — — —
<b>Terminal Shields<sup>①</sup></b> Includes 1 terminal shield, for line or load. 3-Pole Standard Shield 3-Pole Extended Shield	TSSF3 TSLF3	— —	TSSF3 TSLF3	— —
<b>Interphase Barriers<sup>①</sup></b> Set of 2 barriers Also fits plug-in and draw-out bases.	IPBF	—	IPBF	—
<b>Lug Mounting Assy.</b>	—	—	—	—
<b>Breaker Mounting Base</b> Front connected Rear connected	— —	— —	— —	— —

© Not UL listed.  
A - Consult Siemens for availability.