





## Contactors for Special Applications

### Contactors for Switching DC Voltage


#### 3TC contactors, 1- and 2-pole, 32 ... 400 A

For contactors		Version	Rated control supply voltage $U_s$		DT	Article No.	Price per PU	PU (UNIT, SET, M)	PS*	PG
Size	Type		V AC	V DC						


#### Surge suppressors · Varistors

 3TX7402-3.	2	3TC44 <sup>1)</sup>	<b>Varistors</b> <sup>2)</sup> with line spacer, for mounting onto the coil terminal	24 ... 48	24 ... 70	A	<b>3TX7402-3G</b>	1	1 unit	41B
				48 ... 127	70 ... 150	A	<b>3TX7402-3H</b>	1	1 unit	41B
				127 ... 240	150 ... 250	A	<b>3TX7402-3J</b>	1	1 unit	41B
				240 ... 400	--	C	<b>3TX7402-3K</b>	1	1 unit	41B
				400 ... 600	--	C	<b>3TX7402-3L</b>	1	1 unit	41B
 3TX7462-3.	4	3TC48	<b>Varistors</b> <sup>2)</sup> for sticking onto the contactor base or for mounting separately	24 ... 48	24 ... 70	A	<b>3TX7462-3G</b>	1	1 unit	41B
				48 ... 127	70 ... 150	B	<b>3TX7462-3H</b>	1	1 unit	41B
				127 ... 240	150 ... 250	A	<b>3TX7462-3J</b>	1	1 unit	41B
				240 ... 400	--	B	<b>3TX7462-3K</b>	1	1 unit	41B
				400 ... 600	--	B	<b>3TX7462-3L</b>	1	1 unit	41B
 3TX7462-3.	8 and 12	3TC52, 3TC56	<b>Varistors</b> for sticking onto the contactor base or for mounting separately	24 ... 48	--	A	<b>3TX7462-3G</b>	1	1 unit	41B
				48 ... 127	--	B	<b>3TX7462-3H</b>	1	1 unit	41B
				127 ... 240	--	A	<b>3TX7462-3J</b>	1	1 unit	41B
				240 ... 400	--	B	<b>3TX7462-3K</b>	1	1 unit	41B
				400 ... 600	--	B	<b>3TX7462-3L</b>	1	1 unit	41B
 3TX7522-3.	8 and 12	3TC52, 3TC56	<b>Varistors</b> <sup>2)</sup> for separate screw fixing or snapping onto TH 35 standard mounting rail	--	24 ... 70	B	<b>3TX7522-3G</b>	1	1 unit	41B
				--	70 ... 150	B	<b>3TX7522-3H</b>	1	1 unit	41B
				--	150 ... 250	B	<b>3TX7522-3J</b>	1	1 unit	41B

#### Surge suppressors · RC elements

 3TX7462-3., 3TX7522-3.	4	3TC48	<b>RC elements</b> for lateral snapping onto auxiliary switch or TH 35 standard mounting rail	24 ... 48	--	C	<b>3TX7462-3R</b>	1	1 unit	41B
				--	24 ... 70	B	<b>3TX7522-3R</b>	1	1 unit	41B
				48 ... 127	--	A	<b>3TX7462-3S</b>	1	1 unit	41B
				--	70 ... 150	B	<b>3TX7522-3S</b>	1	1 unit	41B
				127 ... 240	--	A	<b>3TX7462-3T</b>	1	1 unit	41B
				--	150 ... 250	B	<b>3TX7522-3T</b>	1	1 unit	41B
				240 ... 400	--	A	<b>3TX7462-3U</b>	1	1 unit	41B
400 ... 600	--	B	<b>3TX7462-3V</b>	1	1 unit	41B				
3TX7462-3., 3TX7522-3.	8 and 12	3TC52, 3TC56	<b>RC elements</b> for lateral snapping onto auxiliary switch or TH 35 standard mounting rail	24 ... 48	--	B	<b>3TX7522-3R</b>	1	1 unit	41B
				48 ... 127	--	B	<b>3TX7522-3S</b>	1	1 unit	41B
				127 ... 240	--	B	<b>3TX7522-3T</b>	1	1 unit	41B
				240 ... 400	--	B	<b>3TX7522-3U</b>	1	1 unit	41B
				400 ... 600	--	B	<b>3TX7522-3V</b>	1	1 unit	41B

#### Surge suppressors · Diodes

 3TX7462-3.	4 to 12	3TC48, 3TC52, 3TC56	<b>Diode assemblies</b> <sup>3)</sup> (diode and Zener diode) for DC solenoid system, for sticking onto the contactor base or for mounting separately	--	24 ... 250	A	<b>3TX7462-3D</b>	1	1 unit	41B
---	---------	---------------------	--	----	------------	---	-------------------	---	--------	-----


1) The connection piece for mounting the surge suppressor must be bent slightly.

2) Includes the peak value of the alternating voltage on the DC side.

3) Not for DC economy circuit.

For contactors		Version			DT	Article No.	Price per PU	PU (UNIT, SET, M)	PS*	PG
Size	Type									

#### Terminal covers

 3TX6526-3B	6	3TC48	for protection against inadvertent contact with exposed busbar connections	M6	B	<b>3TX6506-3B</b>	1	1 unit	41B
	8 and 12	3TC52, 3TC56		Can be screwed on free screw end. Covers one busbar connection (1 set = 6 units).	M10	B	<b>3TX6546-3B</b>	1	1 unit