

### Contents

### Pages

#### Heavy Duty Enclosed Safety Switches

Features and Benefits . . . . .	18/2
240V Selection . . . . .	18/3
600V Selection . . . . .	18/4 - 18/5
Switches with Viewing Window . . . . .	18/6
4-Pole and 6-Pole Switches. . . . .	18/7
Interlocked Receptacle Switches . . . . .	18/8
Type VBII Non-Metallic & 316 Grade Stainless Steel . .	18/9
Enclosed Solar Photovoltaic (PV) Switches. . . . .	18/10
Accessories . . . . .	18/11 - 18/13
Rotary Disconnect Switches in Non-Metallic Enclosures . . . . .	18/14 - 18/15

### Contents

### Pages

#### Open Disconnect Switches

Compact Non-Fusible — Rotary and Toggle (LBR) . . . . .	18/16
Compact Non-Fusible — Rotary and Toggle (3LD) . . . . .	18/17 - 18/19
Type VBII (30-600A) with Flange Mounted Operating Handle . . . . .	18/20
Type VBII Switch, Handle and Linkage Kit Selection . . . . .	18/21
Accessories Type VBII. . . . .	18/22 - 18/24
Type MCS (30-200A) — Switches, Fuse and No Fuse Kits . . . . .	18/25 - 18/26
Type CFS Compact Fusible Switches . . . . .	18/27 - 18/30

## Heavy Duty Safety Switch Standards and Ratings

### Standards

- UL98 approved per file #E4776
- Suitable for use as service entrance equipment (where applicable)
- Meets NEMA standard KS-1-1990 for Type HD switches
- Seismic qualification – all switches have been tested and comply with the 2007 California Building Code CBC (Zone 4)

### Ratings

- 30-1200A, 240V and 600V AC and DC
- 2, 3, 4 and 6 pole fusible and non-fusible
- All HD safety switches are both HP and load break rated
- Enclosures are available to meet NEMA 1, 3R, 12 & 4/4X requirements

### Safety Switch AIC Ratings When Protected by Fuses

- 30-600A – 10,000 AIC with Class H fuses
- 30-600A – 200,000 AIC with Class R, J or T fuses
- 800 & 1200A – 200,000 AIC with Class L or T fuse

### Fuse Provisions supplied in fusible switches

- 30 & 60A 240V – Class H standard, Class R with kit
- 100-600A 240V – Class H standard, Class J by moving load base, Class R with kit
- 30-600A 600V - Class H standard, Class J by moving load base, Class R with kit
- 100 & 200A - Class T with kit
- 400 & 600A - Class H standard, Class J & T by moving load base, Class R with kit
- 800A – Class L standard, Class T by moving load base
- 1200A – Class L standard, Class T with kit (240V max)

### Non-Fusible Safety Switch AIC Ratings When Protected by a Circuit Breaker<sup>①②</sup>




Breaker Frame	Non-Fused Switch	UL Listed Short Circuit Current Rating
NEG, NGB, ED4	30 DT (240V)	18 kA Thru 240 VAC
NEB, NEG, NGG, NGB, ED4	60-100A GD & DT (240V)	18 kA Thru 240 VAC
NEB, NEG, NGG, NGB, ED4	30-100A HD & DT (600V)	18 kA Thru 480 VAC
ED6	30-100A HD & DT (600V)	18 kA Thru 600 VAC
FD6-A, JD6-A	200A HD & DT (600V)	18 KA Thru 600 VAC
JD6-A, LD6-A	400A GD & DT (240V)	18 kA Thru 240 VAC
JD6-A, LD6-A	400A HD & DT (600V)	18 kA Thru 600 VAC
LD6-A	600A GD & DT (240V)	25kA Thru 240 VAC
LD6-A	600A HD & DT (600V)	25kA Thru 600 VAC
NNG	1200A HD & DT (600V)	25 kA Thru 600 VAC

① All switches above are rated at 10 KA when protected by any UL Listed CB  
 ② Circuit breaker trip rating must not exceed switch ampere rating

# Switches

## Heavy Duty Safety Switches

### Features



1. Quick-make, quick-break operating mechanism that ensures positive operation.
2. Visible blade, double-break switching action.
3. Arc chutes dissipate heat and prolong switch life.
4. Highly visible red handle grip. Designed for hook stick operation.
5. Defeatable dual cover interlock.
6. Center punch provided for field drilling to allow ON padlocking.
7. Handle can be padlocked in the OFF position with up to (3) padlocks with 5/16" hasps.
8. Generous top, bottom and side gutters that meet or exceed NEC wire-bending space requirements.
9. Informative door labeling which includes replacement parts list.
10. Tangential knockouts through 600A for easy conduit lineup.
11. Side-hinged door that opens past 180 degrees for easier wiring.
12. Unique enclosure design increases rigidity and prevents cuts and scrapes to conductors and installer's hands.
13. Spring reinforced fuse clips that assure reliable contact for cool operation.
14. Door latch securely holds door closed and allows cover padlocking.
15. Front removable mechanical lugs that are suitable for CU/Al 60 or 75° C conductors.
16. Lugs are field convertible to copper body and to a wide variety of compression connectors.
17. Hinged clear line terminal shield with probe holes for inspecting or testing line side terminals.
18. Embossed aluminum nameplate on Heavy Duty Switches provides highly visible ON/OFF indication.
19. Drawn cover for increased rigidity and resistance to abuse.
20. Top key hole and bottom mounting holes provide easy 2 or 3 point mounting.

# Switches

## Enclosed Switches

### Rotary Disconnect Switches in Non-Metallic Enclosures

#### Description

16–125A non-fusible switches are available in fiberglass reinforced polycarbonate enclosures which are UL approved as Type 12 & 4X and for either indoor or outdoor use. All are horsepower and load break rated. All are panel mounted and are either supplied with factory installed aux. contacts or will accept contact kits. All are compact in size while providing ample wiring space for copper line & load conductors.



#### Siemens Enclosed Rotary Disconnect Switches

- 16–125A, Non-Fusible
- 600VAC max. rated (except catalog no. HNF3100CX is rated 480VAC max.)
- Available in both Type 12 and 4X non-metallic enclosures
- Both screw and hinged cover designs available
- Listed and marked “suitable for use as motor disconnect” per NEC Section 430-109
- Screw cover switches are UL listed under File No. E47705 and are CSA certified under File No. 203576
- IEC 60947-3 rated and CE marked (enclosures are IP65 rated)
- HP rated
- Hinged door switches are UL listed for multiple line and load conductors per phase in 30–100A ratings. They are UL & CUL listed under File No. E191706
- Rotary handles are available in black, red, and yellow and in pistol grip designs
- 16–63A screw cover switches have factory installed ground bars. All hinge cover switches accept ground lug kits
- Screw cover switches are provided with knockouts
- Padlockable in OFF position with up to (3) padlocks

Ampere Rating	Catalog Number		Shipping Weight <sup>①</sup>	Horsepower Ratings			
	3 Pole, 3 Wire	3 Pole, 3 Wire with (1) NO & (1) NC Aux. Contact <sup>②③</sup>		240V AC		480V AC	600V AC
				1 Phase	3 Phase	3 Phase	3 Phase

#### Non-Fusible, Type 1, 4X & 12K<sup>②</sup> with Screw Cover and Black Rotary Handle 600V AC Max.<sup>⑤</sup>

16	3LD2064-0TB51-0US2	3LD2064-1GP51-0US2	1	1½	3	7½	10
25	3LD2164-0TB51-0US2	3LD2164-1GP51-0US2	1	3	7½	10	15
30	3LD2264-0TB51-0US2	3LD2264-1GP51-0US2	1	3	7½	15	20
30	—	3LD2264-1TS51-0US2 <sup>④</sup> ▲	1	3	7½	15	20
30	—	3LD2264-2TW51-0US2 <sup>⑦</sup> ▲	1	3	7½	15	20
63	3LD2565-0TB51-0US2	3LD2565-1GP51-0US2▲	3	10	15	40	50
100	3LD2766-0TB51-0US2	3LD2766-1GP51-0US2▲	6	—	30	60	75
125	3LD2866-0TB51-0US2	3LD2866-1GP51-0US2▲	6	—	40	75	100

#### Non-Fusible, Type 1, 4X & 12K<sup>②</sup> with Screw Cover and Red and Yellow Rotary Handle 600V AC Max.<sup>⑤</sup>

16	3LD2064-0TB53-0US2	3LD2064-1GP53-0US2	1	1½	3	7½	10
25	3LD2164-0TB53-0US2	3LD2164-1GP53-0US2	1	3	7½	10	15
30	3LD2264-0TB53-0US2	3LD2264-1GP53-0US2	1	3	7½	15	20
30	—	3LD2264-1TS53-0US2 <sup>④</sup> ▲	1	3	7½	15	20
30	—	3LD2264-2TW53-0US2 <sup>⑦</sup> ▲	1	3	7½	15	20
63	3LD2565-0TB53-0US2	3LD2565-1GP53-0US2▲	3	10	15	40	50
100	3LD2766-0TB53-0US2▲	3LD2766-1GP53-0US2▲	6	—	30	60	75
125	3LD2866-0TB53-0US2▲	3LD2866-1GP53-0US2▲	6	—	40	75	100

Ampere Rating	Catalog Number		Shipping Weight <sup>①</sup>	Horsepower Ratings						
	3 Pole, 3 Wire	3 Pole, 3 Wire with (1) NO & (1) NC Aux. Contact <sup>②③</sup>		120V AC		240V AC		480V AC		600V AC
				1 Phase	1 Phase	3 Phase	1 Phase	3 Phase	3 Phase	

#### 3 Pole, Non-Fusible, Type 12<sup>②</sup> with Screw Cover and Black Rotary Handle 480V AC Max.<sup>③</sup>

20	HNF3020CJ <sup>④</sup>	—	1	¾	2	5	5	10	—
30	HNF3030CJ <sup>④</sup>	—	2	2	3	7½	7½	15	20
60	HNF3060CJ <sup>⑤</sup>	—	4	3	10	15	20	40	50
100	HNF3100CJ <sup>⑤</sup>	—	5	5	15	25	30	50	—

#### 3 Pole, Non-Fusible, Type 12<sup>②</sup> with Screw Cover and Red and Yellow Rotary Handle 480V AC Max.<sup>③</sup>

20	HNF3020CJE <sup>④</sup>	—	1	¾	2	5	7½	10	—
30	HNF3030CJE <sup>④</sup>	—	2	2	3	7½	20	15	20
60	HNF3060CJE <sup>⑤</sup>	—	4	3	10	15	30	40	50
100	HNF3100CJE <sup>⑤</sup>	—	5	5	15	25	30	50	—

#### 3 Pole, Non-Fusible, Type 4, 4X<sup>⑥</sup> with Hinged Door and Black Pistol Grip Rotary Handle 480V AC Max.<sup>③</sup>

30	HNF3030CX	—	4	2	3	7½	7½	15	20
60	HNF3060CX	—	4	3	10	15	20	40	50
100	HNF3100CX	—	5	5	15	25	30	50	—

▲ Built to order. Allow 6–8 weeks for delivery.

① Carton quantity of (1). Shipping weight in pounds (lbs.).

② Approved for indoor/outdoor use. No cover interlock provided.

③ 30 and 60A switches are also rated 600V AC.

④ Also rated as Type 12 and UL approved for both indoor and outdoor use. Defeatable cover interlock provided.

⑤ Screw cover enclosures are constructed from Makrolon 9425. Hinged cover enclosures are constructed from fiberglass reinforced polycarbonate.

⑥ Switch is supplied with (2) NO and no NC aux. contacts.

⑦ Switch is supplied with (4) NO and no NC aux. contacts. Ground bar is not provided or available.

⑧ Aux. contacts break about 3 Ms before and make about 3 Ms after main switch contacts.

⑨ 6P, 25A, switch with 1 NO & 1 NC aux. contacts and a black operating handle is also available. Order catalog number 3LD2165-4VD51 (Discount Code: Pilot Devices).