

Beam Clamps

E-160 — Adjustable Beam Clamp

- Clamps to I-beam where edge of beam flange does not exceed .8" thickness
- Hook rod is furnished in three lengths to fit beam flanges up to 6", 9" or 12" widths

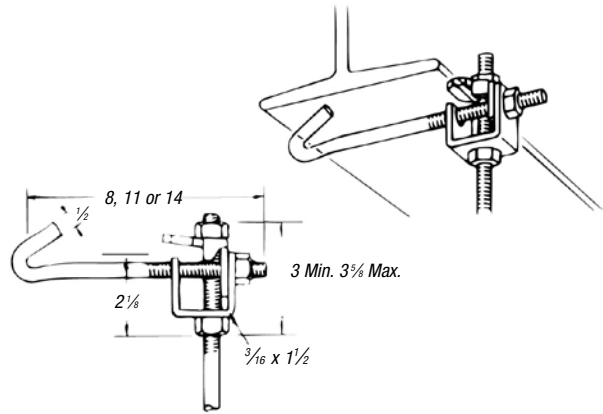


| CAT. NO. | BEAM FLANGE WIDTH (IN.) | WT. LBS./C |
|-----------------------|-------------------------|------------|
| ½" HANGER RODS | | |
| ½" Rod | | |
| E-160-1/2-6 | 2½ to 6 | 115 |
| E-160-1/2-9 | 5½ to 9 | 125 |
| E-160-1/2-12 | 8½ to 12 | 154 |

Load rating 800 lbs. with a safety factor of 3.

Assembly requires hanger rod of the proper length and size plus two H-114-D nuts ¾" steel and ½" hook rod.

GoldGalv® finish.

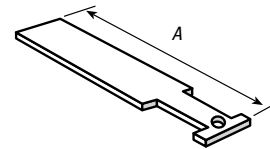


U-568 Beam Clamps

| CAT. NO. | BEAM FLANGE WIDTH (IN.) | A (IN.) | STD. CTN. |
|----------|-------------------------|---------|-----------|
| U568 1 | 6 | 8 | 50 |
| U-568-2 | 9 | 11 | 50 |
| U-568-3 | 6 | 9 | 25 |
| U-568-4 | 9 | 12 | 50 |
| U-568-5 | 12 | 15 | 50 |
| U-568-6 | 6 | 9 | 25 |
| U-568-7 | 9 | 12 | 25 |
| U-568-8 | 12 | 15 | 25 |

16 ga. material.

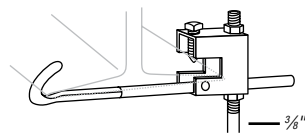
Standard Finish — GoldGalv®, unless otherwise stated.



U-568
Beam Clamp Safety Strap
Standard Finish — GoldGalv® brand.
For U-560 and U-564 beam clamp.

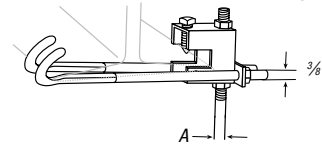
U569 — Beam Clamp

- Standard finish — GoldGalv®
- Maximum flange width 5"
- Design load 400 lbs.



U570 — Beam Clamp with Safety Rod

- Standard finish — GoldGalv®
- Flange width 4" min. – 8" max.
- Sizes — ½" (for use with ¾" rod, see U569)
- Design load 650° F – 500 lbs.



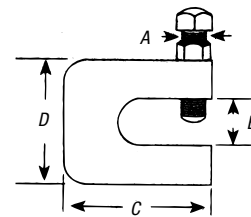
C-775L — Clamp with Lock Nut

| CAT. NO. | ROD SIZE (IN.) | DIMENSIONS (IN.) | | | | DESIGN LOAD LBS. | STD. CTN. |
|------------|----------------|------------------|---|----|----|------------------|-----------|
| | | A | B | C | D | | |
| C775L 3/8 | ¾ | ¾ | ¾ | 2½ | 2½ | 400 | 100 |
| C-775L-1/2 | ½ | ¾ | ¾ | 2½ | 2½ | 500 | 100 |
| C-775L-5/8 | 5/8 | ½ | ¾ | 2½ | 2½ | 550 | 50 |
| C-775L-3/4 | ¾ | ¾ | ¾ | 2½ | 2½ | 630 | 50 |
| C-775L-7/8 | 7/8 | ¾ | 1 | 3½ | 3 | 1,200 | 25 |

Standard Finishes - GoldGalv® brand, Black (B), Stainless Steel (SS) and Electro-Galvanized (EG).
Carbon Steel.



C-775L

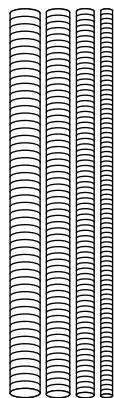
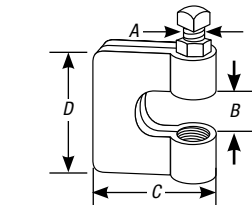
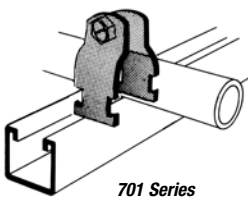
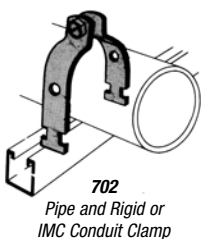
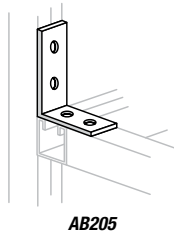
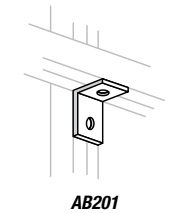
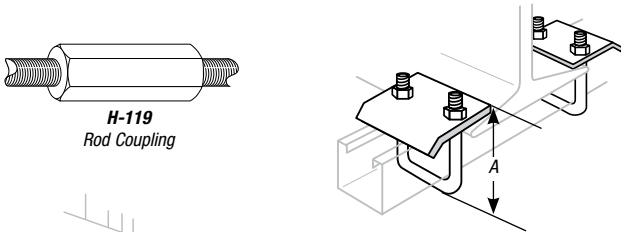


Special Metals and Finishes

Stainless Steel Products (continued)

Available in:

- Type 304 Stainless Steel — SS Suffix
- Type 316 Stainless Steel — SS6 Suffix



U501, U502

| CAT. NO. | FOR CHANNEL | A (IN.) | STD. CTN. |
|----------|---------------|--------------------------------|-----------|
| U501 | A-1200 A-1400 | 3 ³ / ₁₆ | 20 |
| | B-1200 B-1400 | | |
| | C-1200 B-1402 | | |
| U502 | A-1202 A-1402 | 4 ¹ / ₁₆ | 20 |
| | C-1202 H-1200 | | |

Furnished complete

Design Load U501 — 2150 lbs.

U502 — 3000 lbs.

C-775L — Clamp with Lock Nut

| CAT. NO. | ROD SIZE (IN.) | DIMENSIONS (IN.) | | | | DESIGN LOAD (LBS.) | STD. CTN. |
|----------|----------------|--------------------------------|--------------------------------|--------------------------------|--------------------------------|--------------------|-----------|
| | | A | B | C | D | | |
| C-775L | 3/8 | 3/8 | 3/4 | 2 ³ / ₁₆ | 2 ³ / ₁₆ | 400 | 100 |
| | 1/2 | 2 ³ / ₁₆ | 2 ⁵ / ₁₆ | 2 ⁵ / ₁₆ | 2 ³ / ₁₆ | 500 | 100 |

H-104

- Hanger rod
- Continuous threaded

NATIONAL COARSE THREAD

| CAT. NO. | SIZE (IN.) | THREADS PER INCH | DESIGN LOAD (LBS.) | STD. CTN. |
|-------------|-------------------------------|------------------|--------------------|-----------|
| H-104-1-1/4 | 1 ¹ / ₄ | 20 | 150 | 500 |
| H-104-3/8 | 3/8 | 16 | 610 | 500 |
| H-104-1/2 | 1/2 | 13 | 1,130 | 500 |
| H-104-5/8 | 5/8 | 11 | 1,810 | 500 |
| H-104-3/4 | 3/4 | 10 | 2,710 | 500 |
| H-104-7/8 | 7/8 | 9 | 3,770 | 500 |
| H-104-1 | 1 | 8 | 4,960 | 500 |

Standard lengths 12' only

Cobra® Clamp

| CAT. NO. | FOR EMT AND RIGID CONDUIT | CABLE O.D. RANGE (IN.) | STATIC LOAD LIMIT (LB) | STD. CTN. |
|----------------------------|-------------------------------|------------------------|------------------------|-----------|
| | TRADE SIZE (IN.) | | SAFETY FACTOR = 4 | |
| 316 Stainless Steel | | | | |
| CPC050SS6 | 1/2 | .650-.890 | 200 | 100 |
| CPC075SS6 | 3/4 | .860-1.110 | 200 | 100 |
| CPC100SS6 | 1 | 1.100-1.400 | 200 | 100 |
| CPC125SS6 | 1 ¹ / ₄ | 1.400-1.725 | 200 | 50 |
| CPC150SS6 | 1 ¹ / ₂ | 1.690-1.980 | 200 | 50 |
| CPC200SS6 | 2 | 1.980-2.576 | 200 | 50 |
| CPC250SS6 | 2 ¹ / ₂ | 2.576-3.060 | 350 | 25 |
| CPC300SS6 | 3 | 3.060-3.626 | 350 | 25 |
| CPC350SS6 | 3 ¹ / ₂ | 3.626-4.126 | 350 | 25 |
| CPC400SS6 | 4 | 4.126-4.626 | 350 | 25 |

Technical Information

Federal Specifications (WW-H-171)/ Manufacturers Society Specifications (MSS SP69)



C-710
Adj. Steel Clevis
Sizes 3/4" through 20" IPS
Federal Type 1
SP69 Type 1



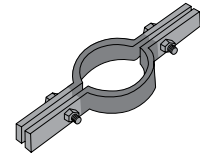
C-726
Steel Double Bolt Pipe Clamp
Sizes 1 1/2" through 24" IPS
Federal Type 3
SP69 Type 3



C-725
Steel Pipe Clamp
Sizes 1 1/2" through 24" IPS
Federal Type 4
SP69 Type 4



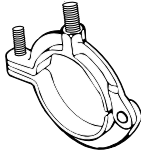
CF-710
Adj. Steel Band Hanger
Sizes 1/2" through 8"
IPS 3/4" through 4" tube
Federal Type 7



C-720/CT-720
Extension Pipe or Riser Clamp
Sizes 3/4" through 20"
IPS 1/2" through 6" tube
Federal Type 8
SP69 Type 8



C-727/CT-727
Adj. Swivel Ring Hanger
Sizes 1/2" through 8" IPS
1/2" through 4" tube
Federal Type 10
SP69 Type 10



M-718/MT-718
MI Split Pipe Ring
w/wo turnbuckle adj.
Sizes 1/2" through 8" IPS
1/2" through 4" tube
Federal Type 11
SP69 Type 12



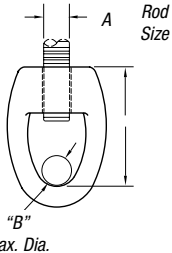
CL-710
Light-Duty Clevis Hanger
Sizes 1/2" through 4"
Federal Type 12



F-112
Forged Steel Turnbuckle
Sizes 3/8" through 1 1/2" rod
Federal Type 13
SP69 Type 13



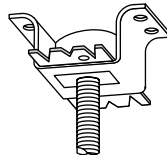
F-111
Forged Steel Clevis
Sizes 3/8" through 1 1/2" rod
Federal Type 14
SP69 Type 13



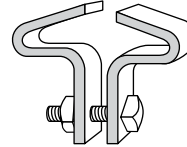
M-117
MI Socket only for
S Split Ring Hanger
Sizes 3/8" through 1 1/2" Rod
Federal Type 16
SP69 Type 16



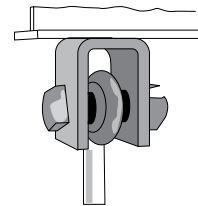
E-120-A
Forged Steel Weldless Eye Nut
Sizes 3/8" through 1 1/2" rod
Federal Type 17
SP69 Type 17



452
Steel Concrete Insert
Federal Type 19
SP69 Type 18



C-755 T/C-757 T
Center I-Beam Clamp
Federal Type 21
SP69 Type 21



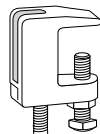
C-780
Welded attachment as
shown or inverted less bolt
Federal Type 22
SP69 Type 22



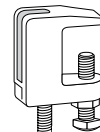
M-775-L/C-775-L
MI or Steel C-Clamp
Sizes 3/8" through 1 1/2"
Federal Type 23
SP69 Type 23



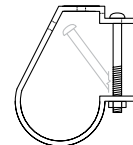
H-115
U-Bolt
Sizes 1/2" through 24" IPS
Federal Type 24
SP69 Type 24



M-778
Top Beam C-Clamp
Sizes 3/8" through 3/4" rod
SP69 Type 19



M-777
Junior Top Beam C-Clamp
Sizes 3/8" through 1/2" rod
SP69 Type 18



C-711
"J" Pipe Hanger
Sizes 1/2" through 8" pipe
SP69 Type 5