

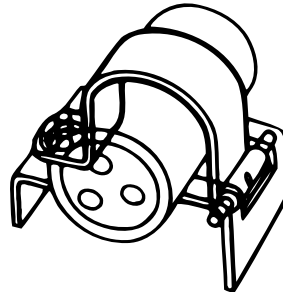
Cable and Mounting Systems

J-800 Interlocking Straps

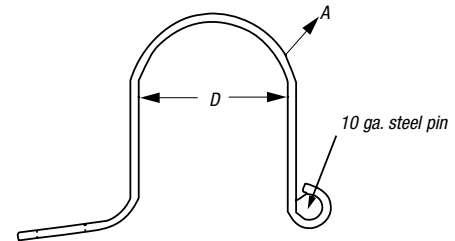
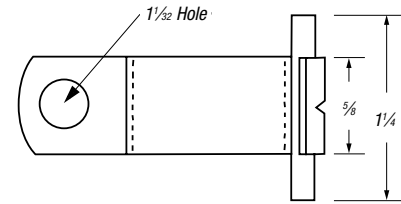
One J-800 strap of the proper diameter is used to secure each run. All straps have a 1/4" pin. In multiple runs the pin is simply twist inserted into the supporting Kindorf® hanger, bracket or channel slot then the strap is closed over the cable or tube to lock the strap tongue under the pin of the adjacent strap.

The same procedure is used for single runs, except the strap tongue is secured directly to the hanger. When all multiple runs have been assembled, they are secured by a single locking device.

J-800 straps can be installed along the continuous slot of any Kindorf® channel. This increases their versatility and extends their possible applications.



Straps are steel and have Galv-Krom® finish.



CAT. NO. & SIZE	STRAP SIZE	A GAUGE	DIMENSIONS (IN.) D MAX.	WT. LBS./C	USE IN NEW KINDORF® CHANNEL	USE IN OLD KINDORF® CHANNEL	USE IN J SERIES MOUNTINGS
J 800 8	8	18	.2500	2.50	—	.250	.250
J-800-10	10	18	.3124	2.60	—	.313	.313
J-800-12	12	18	.3750	2.75	.250	.375	.375
J-800-14	14	18	.4375	2.90	.313	.438	.438
J-800-16	16	18	.5000	2.75	.375	.500	.500
J-800-18	18	18	.5625	2.90	.438	.563	.563
J-800-20	20	18	.6250	3.35	.500	.625	.625
J-800-22	22	18	.6875	3.50	.563	.688	.688
J-800-24	24	18	.7500	3.65	.625	.750	.750
J-800-26	26	18	.8125	3.80	.688	.813	.813
J-800-28	28	18	.8750	3.95	.750	.875	.875
J-800-30	30	18	.9375	4.10	.813	.938	.938
J-800-32	32	18	1.0000	4.25	.875	1.000	1.000
J-800-34	34	18	1.0625	4.40	.938	1.063	1.063
J-800-36	36	18	1.1250	4.55	1.000	1.125	1.125
J-800-38	38	18	1.1875	4.70	1.063	1.188	1.188
J-800-40	40	18	1.2500	4.85	1.125	1.250	1.250
J-800-42	42	18	1.3125	5.00	1.188	1.313	1.313
J-800-44	44	18	1.3750	5.15	1.250	1.375	1.375
J-800-46	46	18	1.4375	5.30	1.313	1.438	1.438
J-800-48	48	18	1.5000	5.45	1.375	1.500	1.500
J-800-50	50	16	1.5625	6.38	1.438	1.563	1.563
J-800-52	52	16	1.6250	6.55	1.500	1.625	1.625
J-800-54	54	16	1.6875	6.73	1.563	1.688	1.688
J-800-56	56	16	1.7500	6.90	1.625	1.750	1.750
J-800-58	58	16	1.8125	7.08	1.688	1.813	1.813
J-800-60	60	16	1.8750	7.25	1.750	1.875	1.875
J-800-62	62	16	1.9375	7.43	1.813	1.938	1.938
J-800-64	64	16	2.0000	7.6	1.875	2.000	2.000
J-800-68	68	16	2.1250	7.95	1.938	2.063	2.063
J-800-72	72	16	2.2500	8.30	2.000	2.250	2.250
J-800-76	76	16	2.3750	8.65	2.125	2.375	2.375
J-800-80	80	16	2.5000	9.00	2.250	2.500	2.500
J-800-84	84	16	2.6250	9.35	2.375	2.625	2.625

Separate strap sizes rack 1/4" through 2 3/4" dia. rounds in 1/16" increments.