









Device Boxes – Available Models

Technical Specifications

		Gangable														Non-Gangable						
Depth		1 1/2	2	2	2	2 1/4	2 1/2	2 1/2	2 1/2	2 1/2	2 1/2	2 1/2	3	3	3	2 1/4	2 1/2	2 1/2	2 1/2	2 3/4	2 1/2	
Cu. in.		8.0	10.0	10.0	12.0	10.0	12.5	12.5	14.5	12.5	12.5	16.0	18.0	15.0	18.0	18.0	11.0	12.5	14.5	15.0	18.5	25.0
Series # BC/CI		1100	1102	425	3102	775	525	1104	1304	4104	4304	3104	1804	1004	1018	3004	777	2104	2304	1504	2004	4204
Conduit Knockouts	Basic Model		✓	✓				✓						✓								
	B							✓														
	K							✓														
	KSSX											✓										✓
	KSS1X-1											✓										
	LE							✓														
	SB		✓					✓														
	SSX				✓								✓									
Nonmetallic Sheathed Cable Clamps (Loomex, NMD90)	L	✓	✓	✓		✓	✓	✓		✓				✓								
	LB							✓						✓								
	LD					✓																
	LH	✓										✓	✓	✓		✓					✓	
	LHT							✓					✓	✓								
	LHTQ								✓				✓		✓				✓			
	LLE	✓																✓		✓		
	LHTQ-2/LLE-2																		✓			
	LHTQ-3/LLE-3																		✓			
	LHTQ-4/LLE-4																		✓			
	LMS								✓											✓		
	LN																		✓			
	LRB																✓					
	LRE	✓																				
	LRW								✓													
	LSSX											✓	✓				✓		✓			✓
	LSS2X																		✓			
	LSS3X																		✓			
LSSX-1																✓						
LSS1X-1																		✓				
LSS2X-1																		✓				
Armoured Cable Clamps (BX, AC90)	LX																	✓			✓	
	LA							✓		✓												
	LBA							✓														
	LHA							✓				✓	✓	✓							✓	
	LLEA																		✓			
	LLEA-2																		✓			
	LMSA							✓														
	LSBA							✓														
	LSSAX				✓							✓	✓						✓		✓	✓
	LSSA-2X																		✓			
	LSSA-3X																		✓			
	LSSAX-1																✓					✓
	LSSA1X-1											✓										

Device Boxes








Armoured and Nonmetallic Sheathed Cable Clamps

			
BC1018-LHTQ	BC1304-LHTQ	BC2004-LHTQ	BC2304-LHTQ
Internally embossed slots for screw mounting. Fixed positioning tabs for single 1/2 in. drywall along with retractable positioning tabs for double 1/2 in. drywall applications. Fixed positioning tabs for outside wall applications. Holding prongs. One screw mounting.	Internally embossed slots for screw mounting. Fixed positioning tabs for single 1/2 in. drywall along with retractable positioning tabs for double 1/2 in. drywall applications. Fixed positioning tabs for outside wall applications. Holding prongs. One screw mounting.	Internally embossed slots for screw mounting. Fixed positioning tabs for single 1/2 in. drywall along with retractable positioning tabs for double 1/2 in. drywall applications. Fixed positioning tabs for outside wall applications. Holding prongs. One screw mounting.	Internally embossed slots for screw mounting. Fixed positioning tabs for single 1/2 in. drywall along with retractable positioning tabs for double 1/2 in. drywall applications. Fixed positioning tabs for outside wall applications. Holding prongs. One screw mounting.
			
BC2304-LHTQ-2	BC2304-LHTQ-3	BC2304-LHTQ-4	BC3104-LHTQ
Internally embossed slots for screw mounting. Fixed positioning tabs for single 1/2 in. drywall along with retractable positioning tabs for double 1/2 in. drywall applications. Fixed positioning tabs for outside wall applications. Holding prongs. One screw mounting.	Internally embossed slots for screw mounting. Fixed positioning tabs for single 1/2 in. drywall along with retractable positioning tabs for double 1/2 in. drywall applications. Fixed positioning tabs for outside wall applications. Holding prongs.	Internally embossed slots for screw mounting. Fixed positioning tabs for single 1/2 in. drywall along with retractable positioning tabs for double 1/2 in. drywall applications. Fixed positioning tabs for outside wall applications. Holding prongs.	Internally embossed slots for screw mounting. Fixed positioning tabs for single 1/2 in. drywall along with retractable positioning tabs for double 1/2 in. drywall applications. Fixed positioning tabs for outside wall applications. Holding prongs. One screw mounting.

Cat. No.	Dimensions H x W x D (in.)	Volume (Cu. in.)	Gangable Yes or No	Features			Pryouts ends
				One screw mounting	Pos. tabs	Prov. for external nailing	
BC1018-LHTQ	3 x 2 x 3	18.0	yes	yes	yes	yes	4
BC1304-LHTQ	3 x 2 x 2-1/2	14.5	yes	yes	yes	yes	4
BC1304-LHATQ	3 x 2 x 2-1/2	14.5	yes	yes	yes	yes	4
BC2004-LHTQ	3-3/4 x 2-3/16 x 2-3/4	20.5	no	yes	yes	yes	4
BC2304-LHTQ	3 x 2 x 2-1/2	14.5	no	yes	yes	yes	4
BC2304-LHTQ-2	3 x 3-3/4 x 2-1/2	27.0	no	yes	yes	yes	8
BC2304-LHTQ-3	3 x 5-1/2 x 2-1/2	39.5	no	no	yes	yes	12
BC2304-LHTQ-4	3 x 7-3/8 x 2-1/2	52.0	no	no	yes	yes	16
BC3104-LHTQ	3 x 2 x 2-1/2	16.0	yes	yes	yes	yes	4

Device Boxes

Armoured and Nonmetallic Sheathed Cable Clamps

			
BC1004-L	BC1004-LH	CI1004-LB	BC1018-LHTQ
Flush ears.	Positioning tabs. Provision for external nailing. Two embossed mounting slots for internal screw installation.	Side bracket wood stud.	One screw mounting provisions for external nailing.
			
BC1304-LHT	BC3004-LH	CI3004-LSSX-1	
Provision for external nailing.	Provision for external nailing.	1 in. recessed brackets for 2-1/2 in. and 3-5/8 in. steel studs. Brackets positioned for 2 layers of 1/2 in. drywall.	



Cat. No.	Volume (Cu. in.)	Features		Pryouts ends
		Ears	Bracket	
3 in. Deep — Gangable — 3 in. x 2 in.				
BC1004-L	15.0	flush	-	4
BC1004-LH	15.0	-	P. Tabs	4
CI1004-LB	16.0	-	"B"	4
BC1018-LHTQ	18.0	-	P. Tabs	4
BC1304-LHT	14.5	-	P. Tabs	4
BC3004-LH	18.0	-	-	4
CI3004-LSSX	18.0	-	"SSX"	4
CI3004-LSSX-1	18.0	-	"SSX"	4
CI3004-LSSAX-1.25*	18.0	-	"SSX"	4

* Brackets positioned for 2 layers of 5/8 in. drywall

