








Device Boxes – Available Models

Technical Specifications

		Gangable														Non-Gangable						
Depth		1 1/2	2	2	2	2 1/4	2 1/2	2 1/2	2 1/2	2 1/2	2 1/2	2 1/2	3	3	3	2 1/4	2 1/2	2 1/2	2 1/2	2 3/4	2 1/2	
Cu. in.		8.0	10.0	10.0	12.0	10.0	12.5	12.5	14.5	12.5	12.5	16.0	18.0	15.0	18.0	18.0	11.0	12.5	14.5	15.0	18.5	25.0
Series # BC/CI		1100	1102	425	3102	775	525	1104	1304	4104	4304	3104	1804	1004	1018	3004	777	2104	2304	1504	2004	4204
Conduit Knockouts	Basic Model		✓	✓				✓						✓								
	B							✓														
	K							✓														
	KSSX											✓										✓
	KSS1X-1											✓										
	LE							✓														
	SB		✓					✓														
	SSX				✓								✓									
Nonmetallic Sheathed Cable Clamps (Loomex, NMD90)	L	✓	✓	✓		✓	✓	✓		✓				✓								
	LB							✓						✓								
	LD					✓																
	LH	✓										✓	✓	✓		✓					✓	
	LHT							✓														
	LHTQ								✓				✓			✓			✓			
	LLE	✓																✓		✓		
	LHTQ-2/LLE-2																	✓				
	LHTQ-3/LLE-3																	✓				
	LHTQ-4/LLE-4																	✓				
	LMS								✓										✓			
	LN																	✓				
	LRB																✓					
	LRE	✓																				
	LRW								✓													
	LSSX											✓	✓				✓		✓			✓
	LSS2X																	✓				
	LSS3X																	✓				
LSSX-1																✓						
LSS1X-1																	✓					
LSS2X-1																	✓					
Armoured Cable Clamps (BX, AC90)	LX																✓				✓	
	LA							✓		✓												
	LBA							✓														
	LHA							✓				✓	✓	✓							✓	
	LLEA																	✓				
	LLEA-2																	✓				
	LMSA							✓														
	LSBA							✓														
	LSSAX				✓							✓	✓					✓		✓		✓
	LSSA-2X																	✓				
	LSSA-3X																	✓				
	LSSAX-1																✓					✓
	LSSA1X-1											✓										

Device Boxes

Armoured and Nonmetallic Sheathed Cable Clamps

			
<p>BC1004-L</p> <p>Flush ears.</p>	<p>BC1004-LH</p> <p>Positioning tabs. Provision for external nailing. Two embossed mounting slots for internal screw installation.</p>	<p>CI1004-LB</p> <p>Side bracket wood stud.</p>	<p>BC1018-LHTQ</p> <p>One screw mounting provisions for external nailing.</p>
			
<p>BC1304-LHT</p> <p>Provision for external nailing.</p>	<p>BC3004-LH</p> <p>Provision for external nailing.</p>	<p>CI3004-LSSX-1</p> <p>1 in. recessed brackets for 2-1/2 in. and 3-5/8 in. steel studs. Brackets positioned for 2 layers of 1/2 in. drywall.</p>	



Cat. No.	Volume (Cu. in.)	Features		Pryouts ends
		Ears	Bracket	
3 in. Deep — Gangable — 3 in. x 2 in.				
BC1004-L	15.0	flush	-	4
BC1004-LH	15.0	-	P. Tabs	4
CI1004-LB	16.0	-	"B"	4
BC1018-LHTQ	18.0	-	P. Tabs	4
BC1304-LHT	14.5	-	P. Tabs	4
BC3004-LH	18.0	-	-	4
CI3004-LSSX	18.0	-	"SSX"	4
CI3004-LSSX-1	18.0	-	"SSX"	4
CI3004-LSSAX-1.25*	18.0	-	"SSX"	4

* Brackets positioned for 2 layers of 5/8 in. drywall

