

Metallic – aluminum

Covers – number selection

Tray covers

Tray covers are available for all classes of tray. They should be installed where falling objects may damage cables or where vertical tray run is accessible by pedestrian or vehicular traffic.

Cover mounting hardware must be ordered separately.

Solid covers

These covers provide maximum mechanical protection for cables with limited heat build up. Solid covers are available with or without flange. Flanged covers have a 1/2" flange.

Cover mounting hardware must be ordered separately.

Ventilated flanged covers


This design offers excellent mechanical protection while allowing heat produced by cables to dissipate.

Cover mounting hardware must be ordered separately.

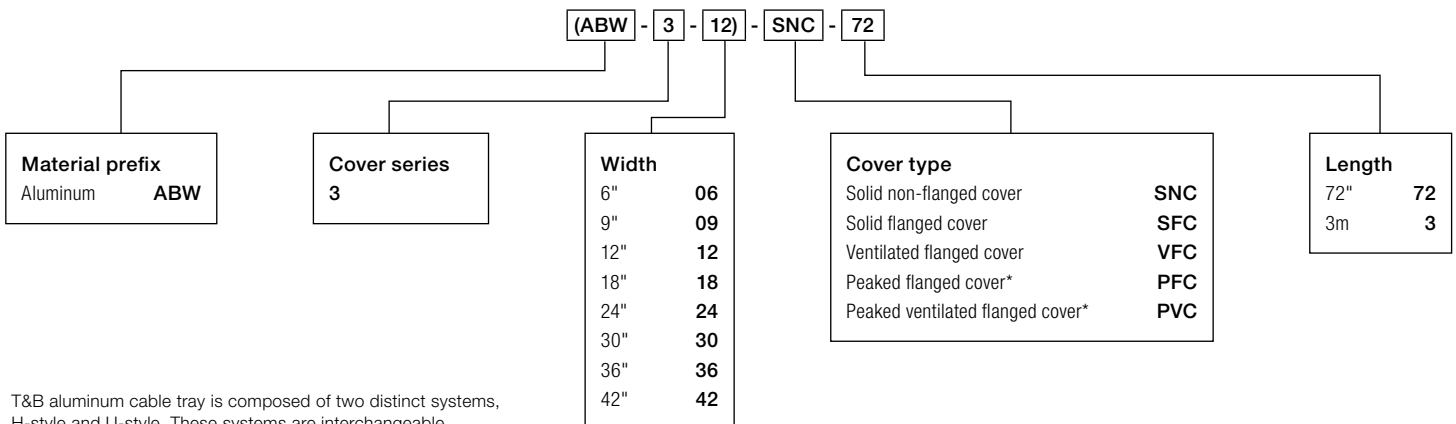
For extreme applications: peaked flanged covers, peaked ventilated covers

Peaked covers offer mechanical protection, reduce pooling of liquids on the cover and the accumulation of snow or ice. Peaked covers have a 15° angle.

Cover mounting hardware must be ordered separately.



Straight cover number selection

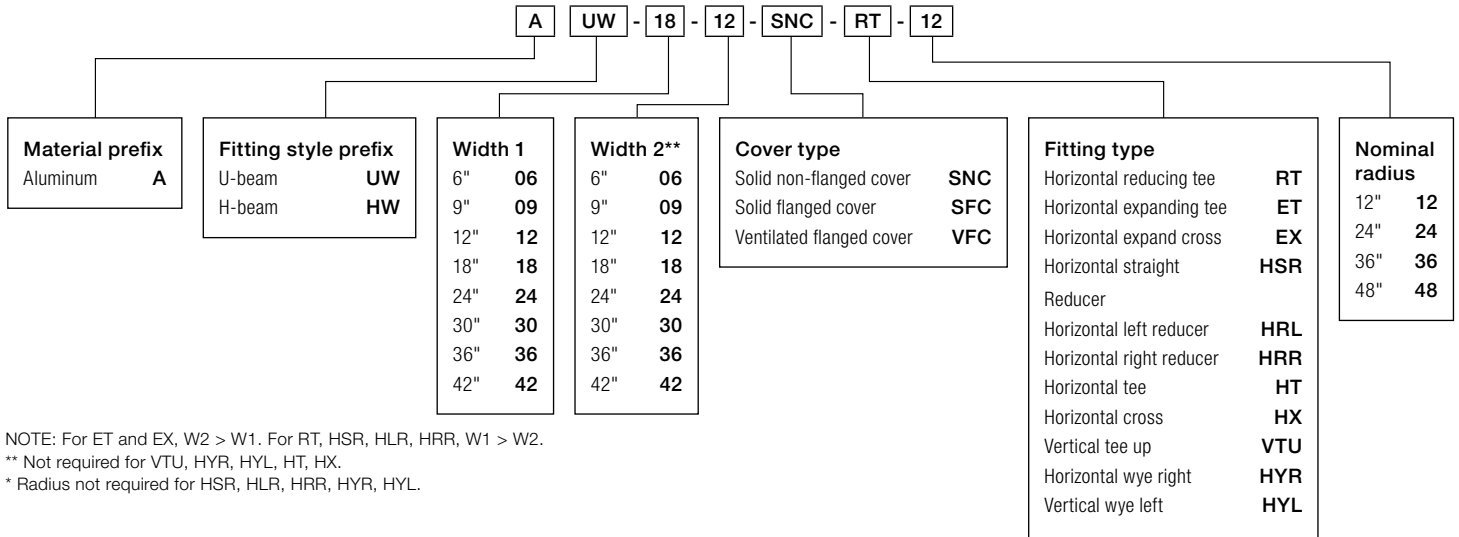
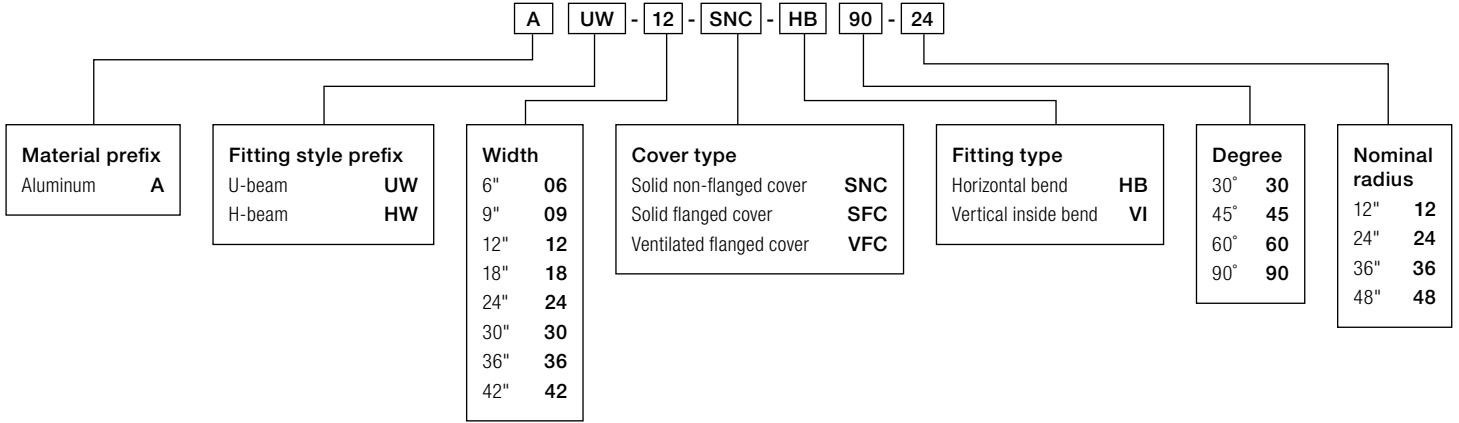


Metallic – aluminum

Covers – number selection

A

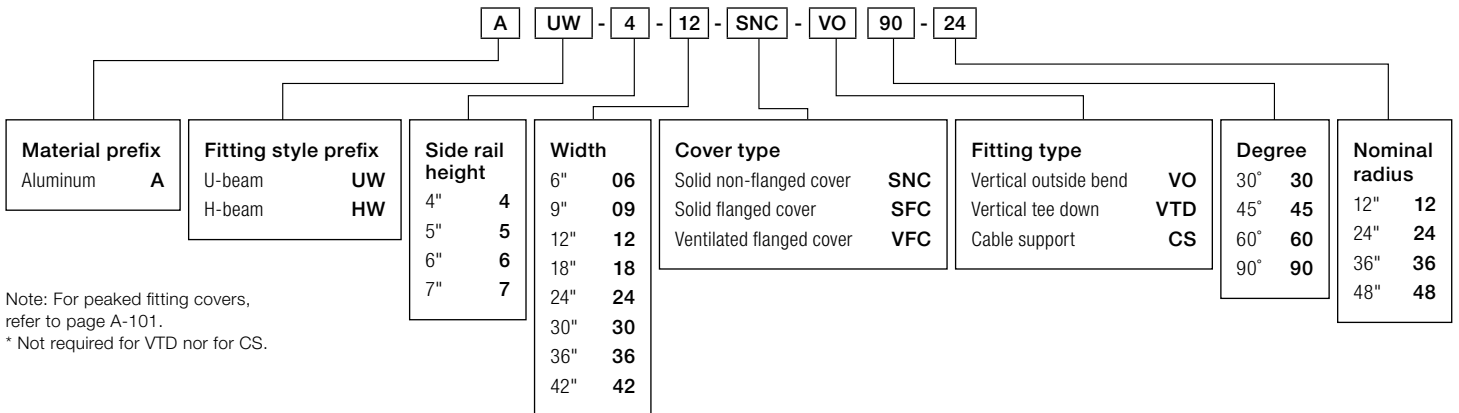
Fittings cover number selection



NOTE: For ET and EX, W2 > W1. For RT, HSR, HLR, HRR, W1 > W2.

** Not required for VTU, HYR, HYL, HT, HX.

* Radius not required for HSR, HLR, HRR, HYR, HYL.



Note: For peaked fitting covers, refer to page A-101.

* Not required for VTD nor for CS.

T&B aluminum cable tray is composed of two distinct systems, H-style and U-style. These systems are interchangeable.