










Device Boxes

Armoured and Nonmetallic Sheathed Cable Clamps

		
CI2104-LSSA1X-1	CI2104-LSSA2X-1	CI2104-LSSX
"Wraparound" bracket for 2-1/2 in. and 3-5/8 in. steel studs. With integral support bracket. Brackets positioned for 2 layers of 1/2 in. drywall.	"Wraparound" bracket for 2-1/2 in. and 3-5/8 in. steel studs. With integral support bracket. Brackets positioned for 2 layers of 1/2 in. drywall.	"Wraparound" bracket for 2-1/2 in. and 3-5/8 in. steel studs. With integral support bracket.
		
CI2104-LSS1X-1	CI2104-LSS2X-1	CI-2104-LSS-2X
"Wraparound" bracket for 2-1/2 in. and 3-5/8 in. steel studs. With integral support bracket. Brackets positioned for 2 layers of 1/2 in. drywall.	"Wraparound" bracket for 2-1/2 in. and 3-5/8 in. steel studs. With integral support bracket. Brackets positioned for 2 layers of 1/2 in. drywall.	"Wraparound" bracket for 2-1/2 in. and 3-5/8 in. steel studs. With integral support bracket.
		
CI2104-LSS3X-1	CI-2104-LSS-3X	BC1504-LLE
"Wraparound" brackets for 2-1/2 in. and 3-5/8 in. steel studs. With integral support bracket. Brackets positioned for 2 layers of 1/2 in. drywall.	"Wraparound" brackets for 2-1/2 in. and 3-5/8 in. steel studs. With integral support bracket.	Holding prongs and prepositioned depth tabs on one side.



Cat. No.	Width (in.)	Volume (Cu. in.)	Features		Pryouts ends
			Ears	Bracket	
2-1/2 in. Deep — Non-Gangable — 3 in. High					
CI2104-LSSA1X-1	2	12.5	-	"SSX"	4
CI2104-LSSA2X-1	3-3/4	25.0	-	"SSX"	8
CI2104-LSSX	2	12.5	-	"SSX"	4
CI2104-LSS1X-1	2	12.5	-	"SSX"	4
CI2104-LSS2X-1	3-3/4	25.0	-	"SSX"	8
CI-2104-LSS-2X	3-3/4	25.0	-	"SSX"	8
CI2104-LSS3X-1	5-1/2	37.5	-	"SSX"	12
CI-2104-LSS-3X	5-1/2	37.5	-	"SSX"	12
CI2104-LSS-4X	7-3/8	50.0	-	"SSX"	16
2-1/2 in. Deep — Non-Gangable — 3 in. High					
BC1504-LLE	2-1/4	15.0	-	P. Tabs	4

Steel Stud Boxes

Device Boxes



Cat. No.	Volume (Cu. in.)	Width (in.)	Features	Knockouts			Pryouts
			Clamps	1/2 in. ends	1/2 in. bottom	3/4 in. ends	ends
Device Boxes — 2 in. Deep — Gangable — 3 in. High							
CI3102-LSSAX	12.0	2	Loomex/BX	-	-	-	4
CI3102-SSX	12.0	2	-	2	-	-	-
Device Boxes — 2-1/2 in. Deep — Pre-Ganged — 3 in. High							
CI2104-LSSAX	12.5	2	Loomex/BX	-	-	-	4
CI2104-LSSA-2X	25.0	3-3/4	Loomex/BX	-	-	-	8
CI2104-LSSA-3X	37.5	5-1/2	Loomex/BX	-	-	-	12
CI2104-LSSA-4X	50.0	7-3/8	Loomex/BX	-	-	-	16
CI2104-LSSX	12.5	2	Loomex/BX	-	-	-	4
CI2104-LSS1X-1	12.5	2	Loomex/BX	-	-	-	4
CI2104-LSS2X-1	25.0	3-3/4	Loomex/BX	-	-	-	8
CI2104-LSS3X-1	37.5	5-1/2	Loomex/BX	-	-	-	12
CI-2104-LSS-2X	25.0	3-3/4	Loomex/BX	-	-	-	8
CI-2104-LSS-3X	37.5	5-1/2	Loomex/BX	-	-	-	12
CI2104-LSS-4X	50.0	7-3/8	Loomex/BX	-	-	-	16

Cat. No.	Description
Support Brackets	
CISSX-6	Support bracket extension for 6 in. metal stud