



## 347 V Boxes


### HV (347 V) vs Regular Box Spacing



## Extension Rings



## Accessories



Cat. No.	Description
<b>Device Box Extensions</b>	
<b>CIBEX</b>	2 in. x 3 in. switch box extension. Maximum adjustable depth is 7/8 in. Complete with mounting screws
<b>CIBEX-HV</b>	2 in. x 3 in. switch box extension. High voltage (347 V) for use with CI1204-HV Series. Maximum adjustable depth is 7/8 in. Complete with mounting screws
<b>CIXCUBE</b>	Adds 5.5 cu. in. to any 2-1/2 in. deep gangable device box. Provision for external nailing
<b>Ground Screws</b>	
<b>GS-1-IB</b>	8-32 x 5/16 in. large combination head screw
<b>CI1SCREAR/SCR</b>	Box ear and screw only, one hole model
<b>CI2SCREAR/SCR</b>	Box ear and screw only, two hole model



Cat. No.	Dimensions
	W x H (in.)
<b>Cable Protector Plates</b>	
<b>CI66</b>	1-3/8 x 3
<b>CI66-FPP</b>	2-3/8 x 3-1/2
<b>CI66-PPH</b>	1-1/4 x 3
<b>CI66-SS</b>	4-3/8 x 1-7/8
<b>CI66-XL</b>	4-1/4 x 3-3/4
<b>CI66-XL-2</b>	8-1/2 x 3-3/4
<b>CI66-T</b>	4-1/4 x 3/4



In accordance with C.E.C., 2012 Edition, rule 12-516