

# PLUGMOLD® 2000 SERIES™



Two-piece, low profile multiple outlet raceway. Low profile requires minimal space.

## CODE REFERENCE

**cULus Listed Base & Blank Cover:**  
File E4376 Guide RJBT.

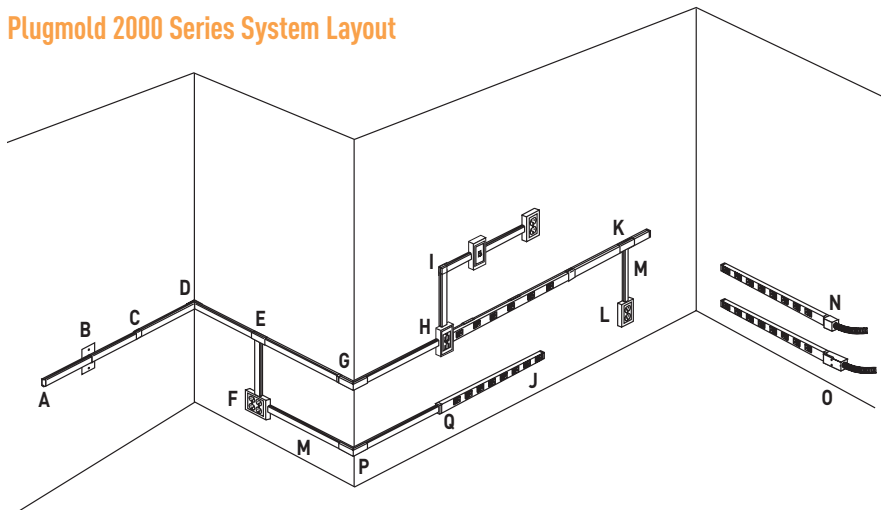
**Multioutlet Assemblies:**  
File E15191 Guide PVGT.

**Fittings:**  
File E41751 Guide RJPR.

**Base & Blank Cover & Plugmold Series with Snapicoil Harness:**  
Meets Article 386 of NEC.  
Meets Section 12-3032 of CEC.

**Plugmold Wired Sections:**  
Meets Article 380 of NEC.  
Meets Section 12-3032 of CEC.

## Plugmold 2000 Series System Layout



NOTE: Illustration is for showing product applications only.

## KEY

- A. V2010B Blank End Fitting
- B. V2051H Flush Plate Adapter
- C. V2006 Cover Clip
- D. 2017TC Internal Corner Coupling
- E. V2015 Tee Fitting
- F. V2048-2 Two-Gang Device Box
- G. V2018C Extern Elbow Cover
- H. V2048 Single-Gang Device Box
- I. V2011 90° Flat Elbow
- J. V20GB506 Plugmold Strip
- K. V2089 Side-Reducing Fitting
- L. V5748 Single-Gang Device Box
- M. V500 500 Series Raceway
- N. V2010A2 Entrance End Fitting
- O. V2010A3 Entrance End Fitting
- P. V518 External Elbow
- Q. V2089E End-Reducing Connector

## COLOR OPTIONS



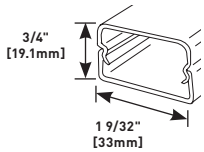
Plugmold® 2000 Series™ Part Numbers with a "V" prefix have an ivory finish. Part Numbers with a "G" prefix have a gray finish. Part Numbers with a "S" prefix have a stainless finish. Part Numbers with a "WH" prefix have a white finish. Part Numbers with a "BK" prefix have a black finish. Part Numbers without a prefix have a galvanized steel finish unless otherwise specified.

Custom color options are also available. Consult the factory for more information.

# PLUGMOLD® 2000 SERIES™

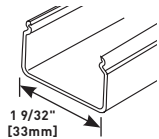
## Plugmold 2000 Series Ordering Information

### 2000BC Base and Cover



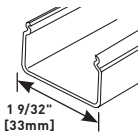
2000B Base: .040" [1.0mm] steel; 2000C Cover: .025" [.6mm] steel. Packed ten 5' [1.5m] lengths of each per carton. Available in ivory (V2000BC), gray (G2000BC), black (BK2000BC), white (WH2000BC) and stainless steel (S2000BC).

### 2000B-5 Raceway Base



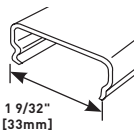
.040" [1.0mm] steel. Packed twenty 5' [1.5m] lengths per carton. Available in ivory (V2000B-5), gray (G2000B-5), black (BK2000B-5), white (WH2000B-5) and stainless steel (S2000B-5).

### 2000B-10 Raceway Base



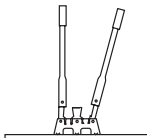
.040" [1.0mm] steel. Packed ten 10' [3.05m] lengths per carton. Available in ivory (V2000B-10), gray (G2000B-10), black (BK2000B-10), white (WH2000B-10) and stainless steel (S2000B-10).

### 2000C Raceway Base



.025" [.6mm] steel. Packed twenty 5' [1.5m] lengths per carton. Has no receptacle hole cuts. Available in ivory (V2000C), gray (G2000C), black (BK2000C), white (WH2000C) and stainless steel (S2000C).

### 620 Raceway Base and Cover Cutter

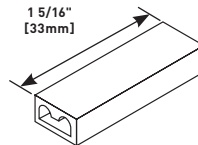


Portable cutter for both 2000 Base and Cover.

### 620BCK Replacement Blade Kit

Replacement blades and die set for 620 Cutter.

### W30/W30G Pressure-Type Wire Connectors

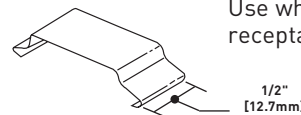


**NOTE:** Not for use with aluminum conductors.

**W30** – For common connection of two, three, or four No. 12 or No.14 solid copper conductors.

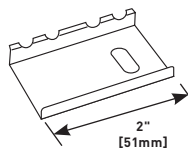
**W30G** – For connection of equipment grounding of 2, 3, or 4 solid conductors No. 14 or No. 12 AWG. 300V maximum; 20A 105° C maximum.

### 2000WC Wire Clip (Plated)



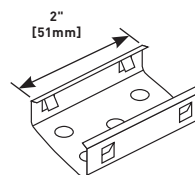
Use when conductors bypass receptacles. Not UL Listed.

### 2001 Coupling (Galvanized Steel)

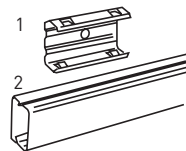


Joins lengths of 2000 Series Raceway Base.

### 2003 Supporting Clip

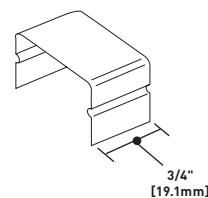


Temporary support, while positioning lengths of raceway base. Use with 2000 Series Raceway. V2003 has ivory finish; 2003 has plated finish.



- 2003 mounted on surface with No. 6 flathead screw.
- Plugmold 2000 or 2100 snaps into 2003 Supporting Clip.

### 2006 Cover Clip



Covers seam where lengths of cover or base meet. Available in ivory (V2006), gray (G2006), black (BK2006), white (WH2006) and stainless steel (S2006).