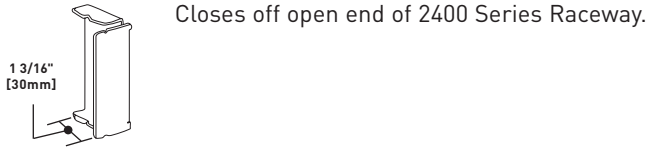


# 2400 SERIES™ RACEWAY

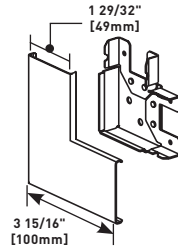
## 2400 Series Raceway Fittings Ordering Information (continued)

### V2410B, 2410B-FW Blank End Fitting



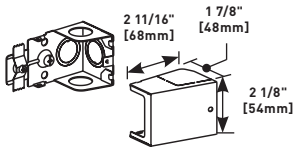
Closes off open end of 2400 Series Raceway.

### V2411M, 2411M-FW Flat Elbow



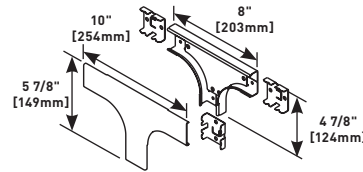
Right angle turns on same surface.

### V2410C, 2410C-FW Entrance End Fitting



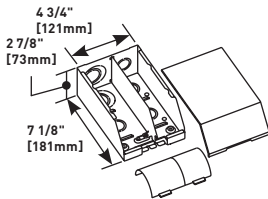
Feeds 2400 Series Raceway. Includes 1/2" and 3/4" trade size KOs on end and bottom. Additional 1/2" trade size KOs on each side.

### V2415FO, 2415FO-FW Radiused Tee



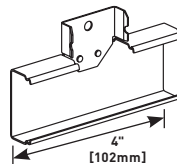
For branches at right angles. Provides 2" [51mm] cable bend radius control for fiber optic and UTP/STP cable installations. Couplings included.

### V2410DFO, 2410DFO-FW Divided Entrance End Fitting



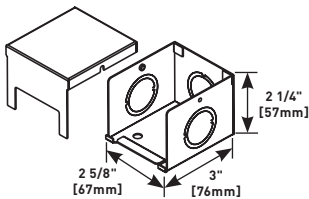
Feeds 2400 & 2400D Series Raceway. Has 1/2", 3/4", and 1" trade size KOs on back and end. Removable divider and radiused insert included.

### V2415M, 2415M-FW Tee



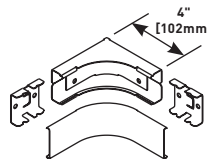
For branching raceway at right angles. Two couplings included.

### V2410FC, 2410FC-FW Full Capacity Entrance End Fitting



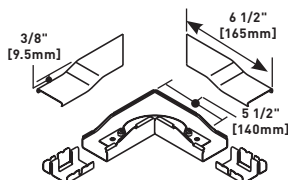
Feeds 2400 Series Raceway. Has 3/4" and 1" concentric trade size KOs located on each side.

### V2417FO, 2417FO-FW Radiused Internal Elbow



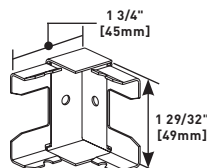
90° internal corner elbow provides 2" [51mm] cable bend radius control for fiber optic and UTP/STP cable installations. Two couplings included.

### V2411FO, 2411FO-FW Radiused Flat Elbow



90° flat corner elbow provides 2" [51mm] cable bend radius control for fiber optic and UTP/STP cable installations. Ideal for lay-in or pull-through installations. Couplings included.

### V2417M, 2417M-FW Internal Elbow

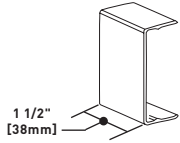


Inside 90° angle turns.

# 2400D SERIES™ RACEWAY

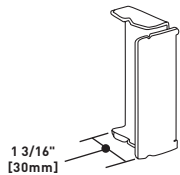
## 2400D Series Raceway Fittings Ordering Information (continued)

### V2406, 2406-FW Cover Clip



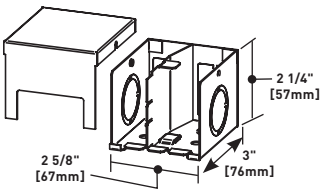
Covers seam where two lengths of 2400D Series Raceway come together (nonmetallic).

### V2410BD, 2410BD-FW Divided Blank End Fitting



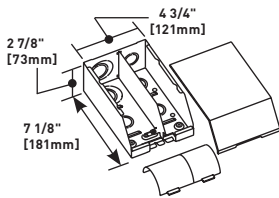
Closes off open end of 2400D Series Raceway.

### V2410D, 2410D-FW Divided Entrance End Fitting



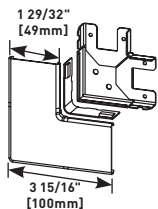
Feeds 2400D Series Raceway. Back has two 1/2" trade size KOs and two rectangular KOs for communication cabling. Additional 1" and 3/4" concentric trade size KO on each side.

### V2410DFO, 2410DFO-FW Divided Entrance End Fitting



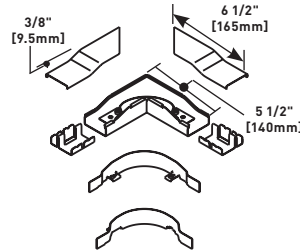
Feeds 2400 & 2400D Series Raceway. Includes 1/2", 3/4", and 1" trade size KOs on back and end. Removable/ adjustable divider and radiused insert included

### V2411D, 2411D-FW Divided Flat Elbow



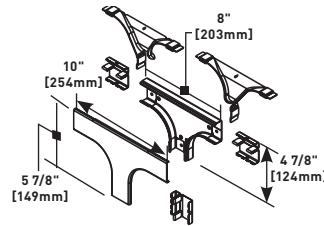
Right angle turns on the same surface.

### V2411DFO, 2411DFO-FW Radiused Divided Flat Elbow



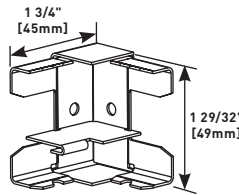
90° flat elbow with integral dividers. Provides 2" [51mm] full capacity cable bend radius control for fiber optic and UTP/STP cable installations. Ideal for lay-in or pull-through installations. Two couplings included.

### V2415DFO, 2415DFO-FW Radiused Divided Tee



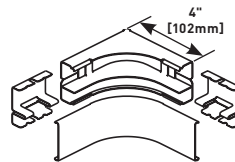
For branching raceway at right angles. Provides 2" [51mm] cable bend radius control for fiber optic and UTP/STP cable installations. Couplings included.

### V2417D, 2417D-FW Divided Internal Elbow



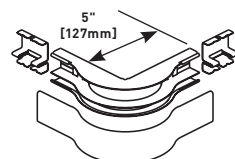
Internal 90° corners.

### V2417DFO, 2417DFO-FW Radiused Divided Internal Elbow



90° internal corner provides 2" [51mm] cable bend radius control for fiber optic and UTP/STP cable installations. Two couplings included.

### V2418DFO, 2418DFO-FW Radiused Divided External Elbow



90° external elbow provides 2" [51mm] cable bend radius control for fiber optic and UTP/STP cable installations. Two couplings included.