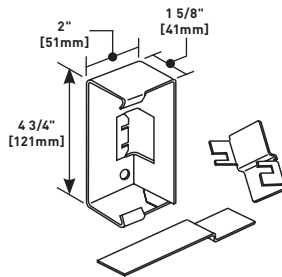


2400 SERIES™ RACEWAY

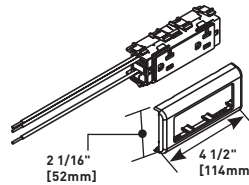
2400 Series Raceway Fittings Ordering Information (continued)

V4089 Reducing Connector



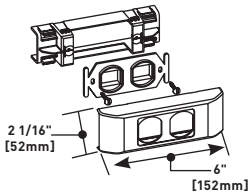
Connects 4000 Series Raceway to 2400 Series Raceway.

V2427GT 20A Duplex Receptacle



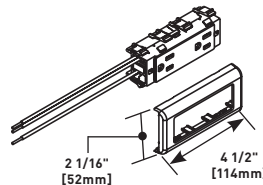
3-Wire 125V NEMA 5-20R receptacle. Includes 10-1/2" [267mm] pigtails and inline splice connectors. Also available in fog white (V2427GT-FW).

V2407-2CM, 2407-2CMFW 106 Device Bracket & Frame



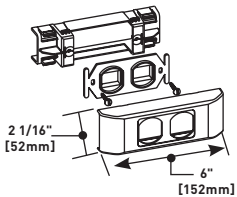
For installing two network wiring keystone device modules in 2400 Series Raceway. Does not accept Quad 106 Frame.

V2427GA 15A Duplex Receptacle



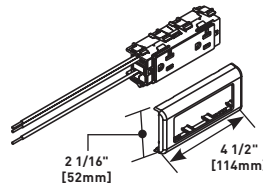
3-Wire 125V NEMA 5-15R receptacle. Includes 10-1/2" [267mm] pigtails and inline splice connectors. Also available in fog white (V2427GA-FW).

V2407-2TJ, 2407-2TJFW 106 Device Bracket & Frame



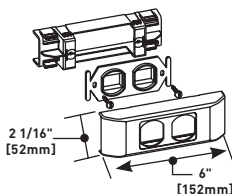
For installing two Ortronics® TracJack device modules in 2400 Series Raceway. Does not accept Quad 106 Frame.

IG2427GT 20A Isolated Ground Duplex Receptacle



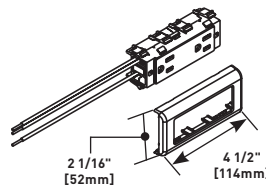
3-Wire 125V NEMA 5-20R orange receptacle. Includes 10-1/2" [267mm] pigtails and inline splice connectors. Also available in fog white (IG2427GT-FW).

V2407-3TJ, 2407-3TJFW 106 Device Bracket & Frame



For installing three Ortronics® TracJack device modules in 2400 Series Raceway. Does not accept Quad 106 Frame.

IG2427GA 15A Isolated Ground Duplex Receptacle



3-Wire 125V NEMA 5-15R orange receptacle. Includes 10-1/2" [267mm] pigtails and inline splice connectors. Also available in fog white (IG2427GA-FW).

IWE-S, DVWE-S Spray Paint



Used for touching up large areas. Contains 12 oz. of paint. Available in ivory (IWE-S) and fog white (DVWE-S).

NOTE: Can only be shipped via ground transportation

IWE-P, DVWE-P Touch-Up Paint Pen



Used for touching up small areas. Contains 0.3 oz. of paint. Available in ivory (IWE-P) and fog white (DVWE-P).

2400D SERIES™ RACEWAY

2400D Series Raceway Wire Fill Capacities for Communications

	CABLE/ WIRE SIZE	O.D. (APPROX. DIA.)		1/3 COMP 40% FILL	2/3 COMP 40% FILL
		Inches	[mm]		
UNSHIELDED TWISTED PAIR	4-pair, 24 AWG, Cat 3	0.190	[4.8]	5	12
	4-pair, 24 AWG, Cat 5e	0.210	[5.3]	4	9
	4-pair, 24 AWG, Cat 6	0.250	[6.3]	3	7
	4-pair, 24 AWG, Cat 6a*	0.354	[9.0]	1	3
	25-pair, 24 AWG	0.410	[10.4]	1	2
COAXIAL	RG6/U	0.270	[6.9]	2	6
Fiber	ZipCord	0.118 x 0.236	[3 x 6]	5	12
	Round 4 Strand Fiber	0.187	[4.8]	5	12
	Round 6 Strand Fiber	0.256	[6.5]	2	6

2400D Series Raceway Wire Fill Capacities for Power

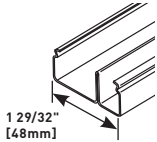
WIRE SIZE	O.D.		NUMBER OF CONDUCTORS (40%)	
	Inches	[mm]	1/3 COMP	2/3 COMP
THHN/THWN 14 AWG	0.111	[2.8]	11	26
12 AWG	0.130	[3.3]	9	19
10 AWG	0.164	[4.2]	6	11

NOTE: For additional information, refer to the Technical Section.

* Category 6 augmented (6a) cable for 10 gigabit ethernet – max allowed cable diameter per addenda No. 11 ANSI TIA/EIA 568-B.2.

2400D Series Raceway Ordering Information

V2400BD, 2400BD-FW Divided Raceway Base

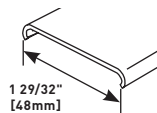


.040" [1.0mm] steel. Divided into two compartments (1/3 and 2/3 capacity). Packed ten 10' [3.0m] lengths per carton.

624BCK Replacement Blade Kit

Case hard steel replacement blades and die set for 624 Cutter.

V2400C, 2400C-FW Raceway Cover



.040" [1.0mm] steel. Packed twenty 5' [1.5m] lengths per carton.

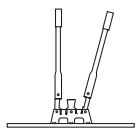
IWE-S, DVWE-S Spray Paint



Used for touching up large areas. Contains 12 oz. of paint. Available in ivory (IWE-S) and fog white (DVWE-S).

NOTE: Can only be shipped via ground transportation

624 2400 Series Raceway Base & Cover Cutter



Portable cutter for 2400 & 2400D Series Raceway Base and Cover. Provides a clean and easy, square cut every time.

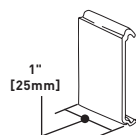
IWE-P, DVWE-P Touch-Up Paint Pen



Used for touching up small areas. Contains 0.3 oz. of paint. Available in ivory (IWE-P) and fog white (DVWE-P).

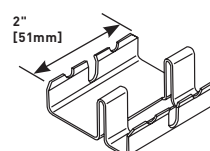
2400D Series Raceway Fittings Ordering Information

2400WC Wire Clip



Additional support for conductors (nonmetallic).

2401D Divided Coupling



Joins lengths of 2400BD Divided Base.

DS4000[®] SERIES RACEWAY

Ordering Information

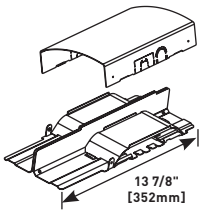
DS4000 Series Raceway Ordering Information (continued)

DSDWNX Crossover Kit



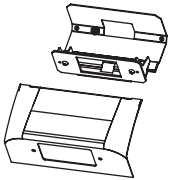
Provides shielding when using downward-facing activations. Includes enclosures for power or data crossover.

DS4075 Small Obstacle/Transition Fitting



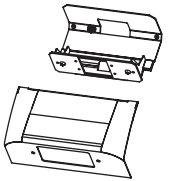
Passes DS4000 Series Raceway over previously installed conduit or raceways as large as 2400 Series Raceway. Also creates transition to 500, 700 or 2400D Series Raceway from DS4000 Series Raceway. Available in fog white (DS4075-DV), black (DS4075-BK) and gray (DS4075-DG).

DSDWNS Downward Ortronics[®] Series II Device Plate



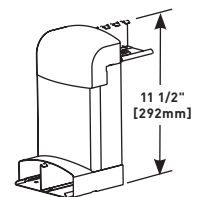
Accepts one Ortronics[®] Series II module, 2 TracJacks or 1 CM Series insert. Also available in fog white (DSDWNS-DV), black (DSDWNS-BK) and gray (DSDWNS-DG).

DSDWNU Downward Device Plate



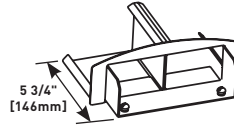
Accepts two Extron[®] Electronics MAAP single space modules. Available in fog white (DSDWNU-DV), black (DSDWNU-BK) and gray (DSDWNU-DG).

DS4075A Offset Fitting



Mounts DS4000 Series Raceway around wall offsets and columns with maximum offset depth of 9" [229mm]. Minimum Offset: 3" [76mm]. Maximum Offset: 9 3/4" [235mm]. Available in fog white (DS4075A-DV), black (DS4075A-BK) and gray (DS4075A-DG).

DS4089 Adapter to 4000 Series Raceway

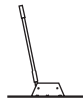


In-line transition from DS4000 Series Raceway to 4000 Series Raceway. Available in fog white (DS4089-DV), black (DS4089-BK) and gray (DS4089-DG).

DSTRK Tamper-Resistant Kit

Kit includes 25 screws and special bit to secure covers for fittings and raceway to DS4000B Raceway Base.

640DS DS4000 Series Raceway Cutter



Portable cutter provides clean square cuts for DS4000C Raceway Cover.

640DSBDK Replacement Blade Kit

Case hard steel replacement blades and die set for 640DS Cutter.

650RT Fitting Cover Removal Tool



Easy removal of installed DS4000 Series raceway and fittings' covers without scratching or damaging their finish.

DVWE-S, DGWE-S, BKWE-S Spray Paint



Used for touching up large areas. Contains 12 oz. of paint. Available in ivory (DVIWE-S), gray (DGWE-S) or black (BKWE-S).

NOTE: Can only be shipped via ground transportation.

DVWE-P, BKWE-P Touch-Up Paint Pen



Used for touching up small areas. Contains 0.3 oz. of paint. Available in ivory (DIWE-P), gray (DGWE-P) or black (BKWE-P).