

CRFB SERIES™ FLOOR BOXES



CRFB Series Floor Boxes are round recessed floor boxes designed to meet the functionality and flexibility requirements of the raised and wood floor markets.

CODE REFERENCE

UL Listed Classified Raised Floor Box:
File E2961, Guide QCIT.

UL Listed Classified Raised Floor Box (prewired):
File E51105, Guide QQVX.
Meets Article 314 of NEC.
Meets Article 12-2500 of CEC.



New egress design for CRFB Series Floor Box Covers offers larger wire/cable egress with locking feature.



Cables egress from a CRFB Series Floor Box with Evolution Series Poke-Thru Cover.



CRFB Series four-compartment configurable box.

COLOR OPTIONS

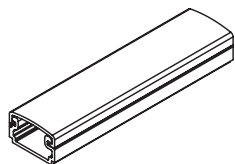


CRFB Series Floor Boxes Cover and Evolution™ Series Poke-Thru Covers are available in black, brass, nickel, bronze, and gray finishes.

CRFB SERIES™ FLOOR BOXES

CRFB Series Round Raised Floor Boxes Ordering Information

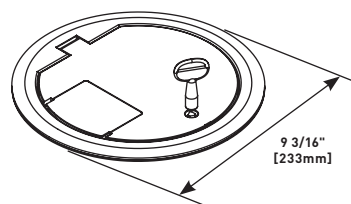
CRFB-TUN Tunnel



Tunnel allows the two outer compartments to be utilized for one service while the center two compartments are utilized for other services.

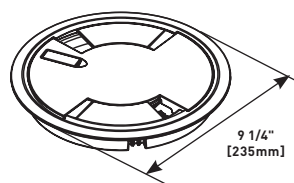
CRFBBTC-TR

Tamper Resistant Surface Style Cover Assembly



Available in die cast aluminum with a painted black (CRFBBTCBKTR), brass (CRFBBTCBSTR), nickel (CRFBBTCNKTR), bronze (CRFBBTCBZTR) or gray (CRFBBTCGYTR) finish. No cutouts are provided. Lid has built-in key locking feature for tamper resistance.

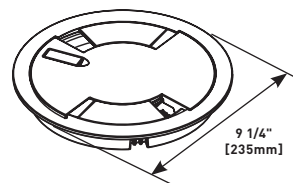
8CTC Surface Style Cover Assembly



Die-cast aluminum cover assembly. Cover assembly is available in the following painted finishes: (8CTCBK) black, (8CTCGY) gray, (8CTCNK) nickel, (8CTCBS) brass, or (8CTCBZ) bronze.

NOTE: Add suffix "TR" to the end of the part number to indicate tamper-resistant cover assembly.

8CT Flush Style Cover Assembly



Die-cast aluminum cover assembly. Cover assembly is available in the following painted finishes: black (8CTBK), gray (8CTGY), nickel (8CTNK), brass (8CTBS), or bronze (8CTBZ).

NOTE: Add suffix "TR" to the end of the part number to indicate tamper-resistant cover assembly.

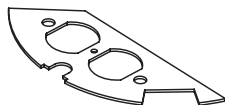
CRFB Series Device Plates for Location 1 Ordering Information

CRFB-B-1 Blank Device Plate #1



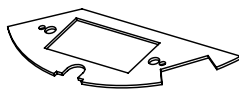
Used to close off unused gang.

CRFB-D-1 Duplex Device Plate



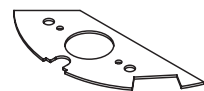
Accepts standard 15A and 20A duplex receptacles.

CRFB-GFI-1 GFCI/Decorator Plate



Accepts standard GFCI or Decorator style receptacles.

CRFB-SR1-1 1.39" [35mm] Device Plate



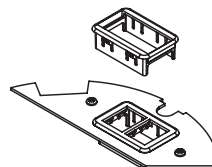
Accepts single device 1.39" [35mm]

CRFB-AB-1 Communication Device Plate



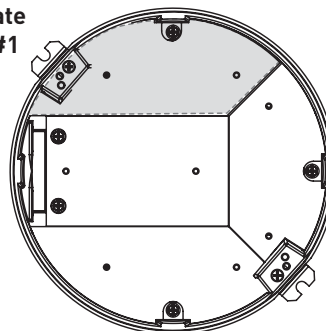
Accepts two (2) ports of communication devices. Includes one (1) Wiremold CM Series Open System adapter and inserts.

CRFB-RT-1 Communication Device Plate



Accepts two (2) ports of communication devices. Includes one (1) Ortronics® Series II and one (1) Tracjack adapter.

Device Plate Location #1



NOTE: Standard size for device plates for Plate Location 1 is 6 11/32" [161mm] x 2 3/4" [62mm].