


3000® SERIES RACEWAY



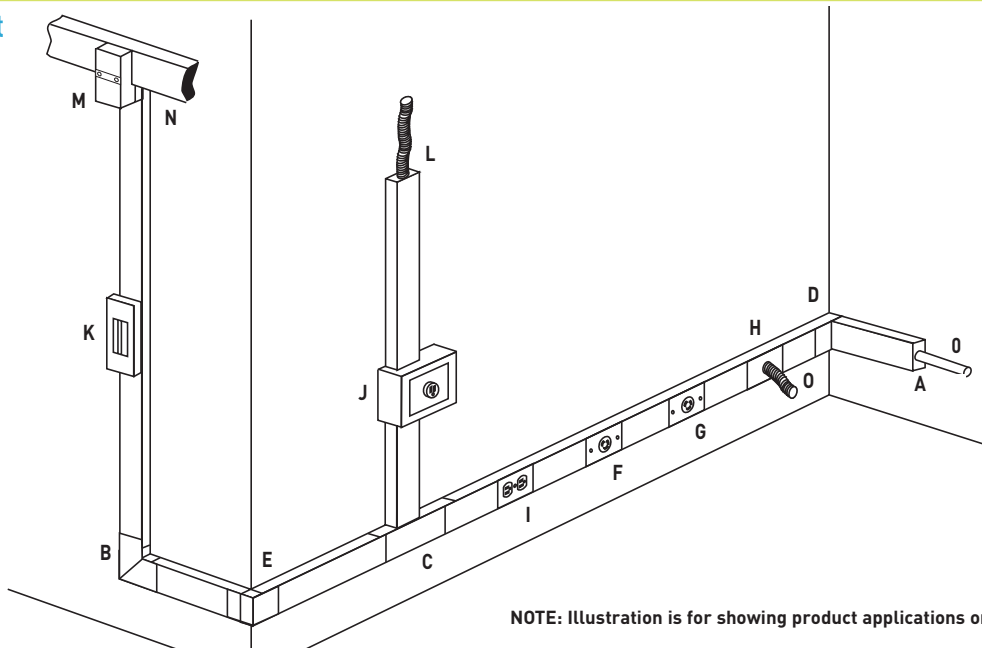
Single-Channel Raceway. Easy-to-install and ideal for basic power or communication/low voltage installations. Well-suited for labs, hospitals, or anywhere that requires the capacity of a medium size raceway.

CODE REFERENCE

cULus Listed Raceway:
File E4376 Guide RJBT.

Fittings:
File E41751 Guide RJPR.
Meets Article 386 of NEC.
Meets Section 12-1600 of CEC.

System Layout



NOTE: Illustration is for showing product applications only.

KEY

- | | | | |
|-------------------------------------|---|--|---|
| A. 3010B Blank End Fitting | F. 3027AE Single Receptacle Cover | J. 3044-2 Extra Deep Switch & Receptacle Box | M. 4074A Take Off Connector – 4000 to 3000 Series Raceway |
| B. 3011E 90° Flat Elbow | G. 3033JE Single Receptacle Cover | K. 3046KD Circuit Breaker Housing | N. 4000 Series Raceway |
| C. 3015E Tee Fitting | H. 3036HE Blank Cover | L. 3082 Conduit Connector | O. CONDUIT 1/2" [12.7mm] Flexible Metal Conduit |
| D. 3017TCE Internal Corner Coupling | I. 3043GE Duplex Grounding Receptacle & Cover | | |
| E. 3018AE External Corner Coupling | | | |

COLOR OPTIONS



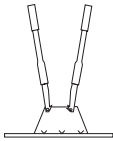
3000® Series Raceway Part Numbers with a "V" prefix have an ivory finish. Part Numbers with a "G" prefix have a gray finish.

Custom color options are also available. Consult the factory for more information.

3000 SERIES® RACEWAY

3000 Series Raceway Ordering Information (continued)

630C Raceway Cover Cutter

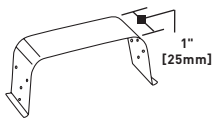


Portable cutter for 3000 Series Raceway Cover. Provides clean and easy square cuts.

630CDK Replacement Blade Kit

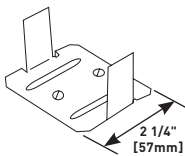
Case hard steel replacement blades and die set for 630C Cutter.

G3000WC Wire Clip (Galvanized)



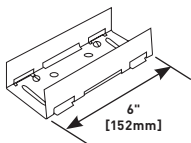
Holds conductors in place.

G3001 Coupling (Galvanized)



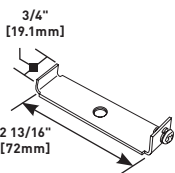
Joins lengths of 3000 Series Raceway.

G3001A Rigid Inside Coupling (Galvanized)



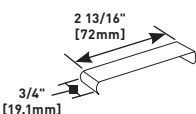
Joins lengths of 3000 Series Raceway in installations where added rigidity is required, such as when raceway is suspended overhead.

V3003, G3003 Supporting Clip



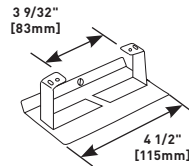
Supports lengths of 3000 Series Raceway at any point along length. Mounts with #8 flat head fasteners. Includes set screw for locking to raceway.

V3006E, G3006E Cover Clip



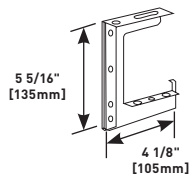
Covers seam where two pieces of 3000 Series Raceway Cover come together.

G3007C Device Bracket



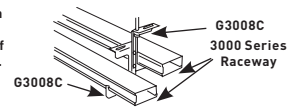
Mounts standard after-market devices into 3000 Series Raceway. Accepts single-gang devices with 3.281" [95mm] mounting centers. Use with commercially available flush plates (not included).

G3008C C-Hanger

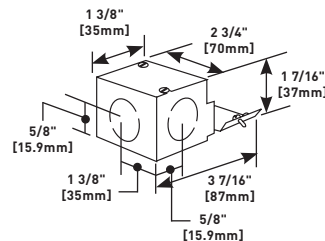


Suspends 3000 Series Raceway from structural ceilings. Designed for use with 3/8" [9.5mm] threaded rod. Hangers should be installed no more than 5' [1.5m] apart along raceway run.

G3008C C-Hanger can be mounted back-to-back for double run of 3000 Series Raceway.

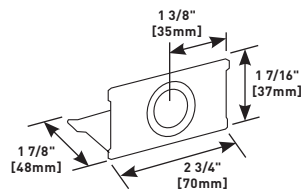


V3010AE, G3010AE Entrance End Fitting



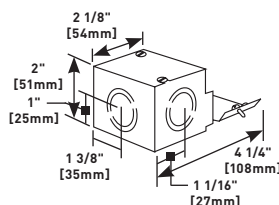
Connects 3000 Series Raceway to 1/2" trade size conduit and armored cable connectors. 1/2" trade size KOs on end and each side of fitting. Can be connected to conduit boxes by using 1/2" chase nipple.

V3010B, G3010B Blank End Fitting



Closes off open end of 3000 Series Raceway. Has concentric 1/2" and 3/4" trade size KOs.

V3010C, G3010C Entrance End Fitting



Connects 3000 Series Raceway to rigid or flexible conduit. Concentric 1/2", 3/4" and 1" trade size KOs on end and each side.