

3000® SERIES RACEWAY



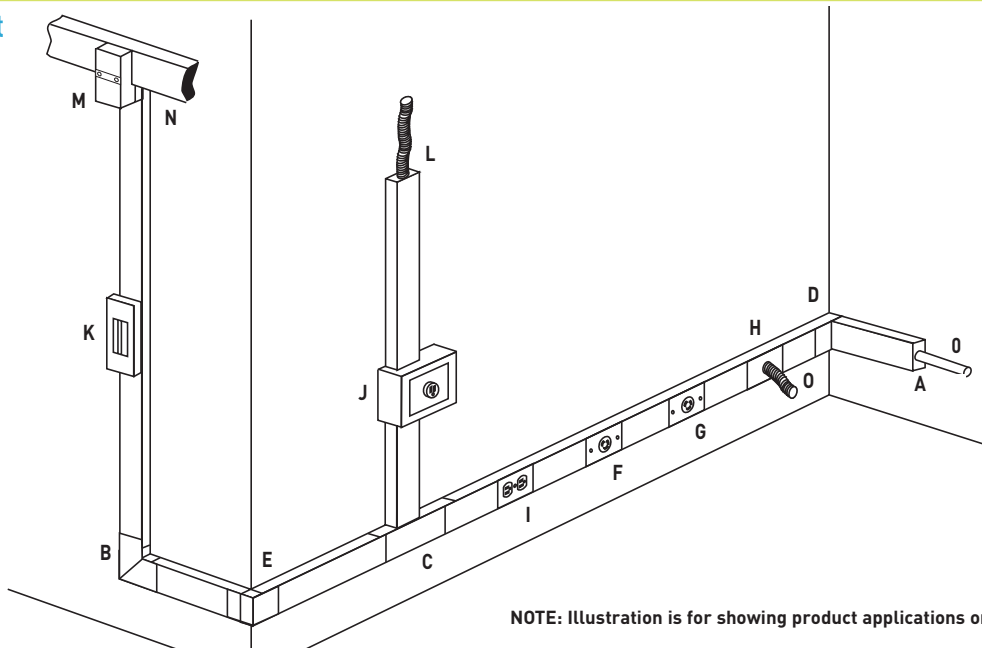
Single-Channel Raceway. Easy-to-install and ideal for basic power or communication/low voltage installations. Well-suited for labs, hospitals, or anywhere that requires the capacity of a medium size raceway.

CODE REFERENCE

cULus Listed Raceway:
File E4376 Guide RJBT.

Fittings:
File E41751 Guide RJPR.
Meets Article 386 of NEC.
Meets Section 12-1600 of CEC.

System Layout



KEY

- | | | | |
|-------------------------------------|---|--|---|
| A. 3010B Blank End Fitting | F. 3027AE Single Receptacle Cover | J. 3044-2 Extra Deep Switch & Receptacle Box | M. 4074A Take Off Connector – 4000 to 3000 Series Raceway |
| B. 3011E 90° Flat Elbow | G. 3033JE Single Receptacle Cover | K. 3046KD Circuit Breaker Housing | N. 4000 Series Raceway |
| C. 3015E Tee Fitting | H. 3036HE Blank Cover | L. 3082 Conduit Connector | O. CONDUIT 1/2" [12.7mm] Flexible Metal Conduit |
| D. 3017TCE Internal Corner Coupling | I. 3043GE Duplex Grounding Receptacle & Cover | | |
| E. 3018AE External Corner Coupling | | | |

COLOR OPTIONS



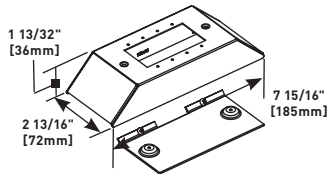
3000® Series Raceway Part Numbers with a "V" prefix have an ivory finish. Part Numbers with a "G" prefix have a gray finish.

Custom color options are also available. Consult the factory for more information.

3000 SERIES® RACEWAY

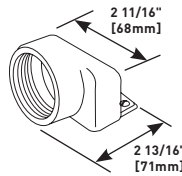
3000 Series Raceway Ordering Information (continued)

V3046U, G3046U Bump-Up Extron® MAAP Plate



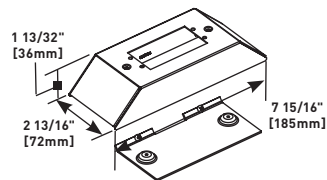
Device plate for use with four Extron® Electronics MAAP single space modules.

G3082 Conduit Connector



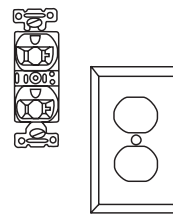
Connects end of 3000 Series Raceway to 1 1/2" trade size conduit or armored cable.

V3046V, G3046V Bump-Up Extron® AAP Plate



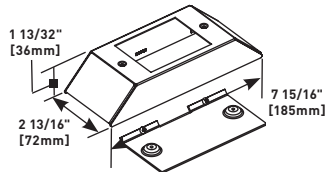
Device plate for use with two Extron® Electronics AAP single space modules.

DRP20A-V Colormatch Ivory Duplex Receptacle & Plate



Specification grade rated 20A 125V NEMA 5-20R receptacle with color matched nylon faceplate. Receptacle has nylon face and thermoplastic base. One-piece brass triple-wipe line contacts and double-wipe ground contacts. Locked in wrap-around steel yoke. Break off tab for two circuit wiring. 2.7" W x 4.5" H [69mm x 114mm]. Verified under Fed. Spec. #WC596F.

V3046S, G3046S Bump-Up Ortronics® Series II Plate



Device plate for use with three Ortronics® Series II modules. 6 TracJacks, or Wiremold CM Series inserts.

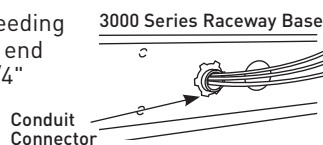
DR20A-V, DR20A-G Colormatch Gray or Ivory Receptacle



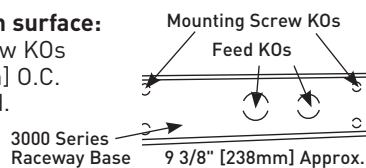
Specification grade rated 20A 125V NEMA 5-20R receptacle. Receptacle has nylon face and thermoplastic base. One-piece brass triple-wipe line contacts and double-wipe ground contacts. Locked in wrap-around steel yoke. Break off tab for two circuit wiring. 2.7" W x 4.5" H [69mm x 114mm]. Verified under Fed. Spec. #WC596F.

3000 Series Raceway Installation Details

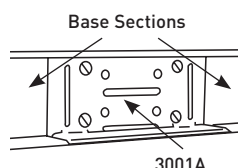
1. Determine the method of feeding raceway using an entrance end fitting or through 1/2" or 3/4" trade size KO in raceway base (shown).



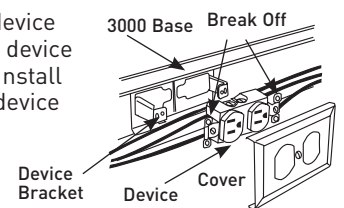
2. To mount 3000 Base on surface: Remove mounting screw KOs (approx. 9 3/8" [238mm] O.C. along base) as required. Mount base with No. 8 flathead fasteners.



3. For coupling lengths of 3000B, insert either the G3001 or G3001A (shown) into one base section centered on joint. Slide other length of base onto coupling. Tighten locking screws.



4. To install devices: Install device bracket in 3000 Base. Wire device and assemble on bracket. Install cover over 3000 Base and device (if device has plaster ears, break off before mounting on device bracket).



5. Cut sections of 3000 Cover to fit between device plates. Snap cover sections in place along entire run as shown.

