

DS4000® SERIES RACEWAY

Ordering Information

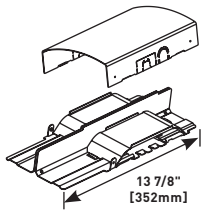
DS4000 Series Raceway Ordering Information (continued)

DSDWNX Crossover Kit



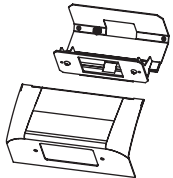
Provides shielding when using downward-facing activations. Includes enclosures for power or data crossover.

DS4075 Small Obstacle/Transition Fitting



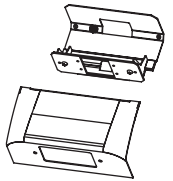
Passes DS4000 Series Raceway over previously installed conduit or raceways as large as 2400 Series Raceway. Also creates transition to 500, 700 or 2400D Series Raceway from DS4000 Series Raceway. Available in fog white (DS4075-DV), black (DS4075-BK) and gray (DS4075-DG).

DSDWNS Downward Ortronics® Series II Device Plate



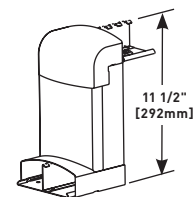
Accepts one Ortronics® Series II module, 2 TracJacks or 1 CM Series insert. Also available in fog white (DSDWNS-DV), black (DSDWNS-BK) and gray (DSDWNS-DG).

DSDWNU Downward Device Plate



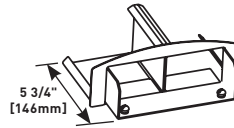
Accepts two Extron® Electronics MAAP single space modules. Available in fog white (DSDWNU-DV), black (DSDWNU-BK) and gray (DSDWNU-DG).

DS4075A Offset Fitting



Mounts DS4000 Series Raceway around wall offsets and columns with maximum offset depth of 9" [229mm]. Minimum Offset: 3" [76mm]. Maximum Offset: 9 3/4" [235mm]. Available in fog white (DS4075A-DV), black (DS4075A-BK) and gray (DS4075A-DG).

DS4089 Adapter to 4000 Series Raceway



In-line transition from DS4000 Series Raceway to 4000 Series Raceway. Available in fog white (DS4089-DV), black (DS4089-BK) and gray (DS4089-DG).

DSTRK Tamper-Resistant Kit

Kit includes 25 screws and special bit to secure covers for fittings and raceway to DS4000B Raceway Base.

640DS DS4000 Series Raceway Cutter



Portable cutter provides clean square cuts for DS4000C Raceway Cover.

640DSBDK Replacement Blade Kit

Case hard steel replacement blades and die set for 640DS Cutter.

650RT Fitting Cover Removal Tool



Easy removal of installed DS4000 Series raceway and fittings' covers without scratching or damaging their finish.

DVWE-S, DGWE-S, BKWE-S Spray Paint



Used for touching up large areas. Contains 12 oz. of paint. Available in ivory (DVIWE-S), gray (DGWE-S) or black (BKWE-S).

NOTE: Can only be shipped via ground transportation.

DVWE-P, BKWE-P Touch-Up Paint Pen



Used for touching up small areas. Contains 0.3 oz. of paint. Available in ivory (DIWE-P), gray (DGWE-P) or black (BKWE-P).