

RACK MOUNTED POWER SOLUTIONS



Rack Mounted Power Solutions are designed to fit a standard 19" rack. The compact 1U design takes up a minimum amount of rack space

CODE REFERENCE

cULus Listed: File E66421
Guide XBYS2, XUHT2, VZCA2

NOTE: We are continually upgrading circuitry and features to provide the best possible power distribution solutions; therefore, the products in this section of the catalog may change without notice. Contact the factory for additional information.

Sentrex® High Performance Surge Specifications

Surge Protection Circuitry	3 Element, 3-Stage Hybrid Circuit
Maximum Surge Current	56,000 Amps (32,000 Amps L-N, 12,000 Amps L-G, 12,000 Amps N-G)
Noise Reduction	+50dB
Response Time	Less than 1 nanosecond

Perma-Power® Computer Grade Surge Specifications

Surge Protection Circuitry	Single Stage
Maximum Surge Current	36,000 Amps (12,000 Amps L-N, 12,000 Amps L-G, 12,000 Amps N-G)
Noise Reduction	+35dB
Response Time	Less than 1 nanosecond

NOTE: See the Joule explanation on page 626.

Mounting Information

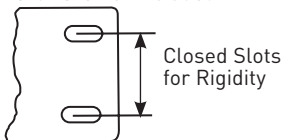
MOUNTING TYPES

Each Rack Mounted Power Solution can be mounted to standard 19" [482mm] racks via the closed slots. Power Commander High Amperage Unit can also be mounted in a 0U position as shown below. Complete mounting hardware and installation instructions are included with every unit.

Rack Mounting

Fits standard 19" [482mm] rack.

Hardware not included.



Designed in accordance with E.I.A. standards.

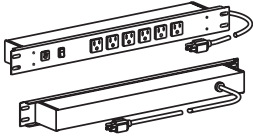
RACK MOUNTED POWER SOLUTION

Power Only Products

Power Only Products Ordering Information (continued)

J60B0B-90, J60B2B-90

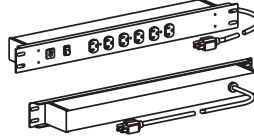
Plug-In Outlet Center Unit



Six front outlets, 15A, receptacles rotated 90° and spaced to accommodate transformers. 6' [J60B0B-90] or 15' [J60B2B-90] [1.8m or 4.6m] cord. Receptacle center-to-center 1 1/2" [38mm].

J60B0B20, J60B2B20

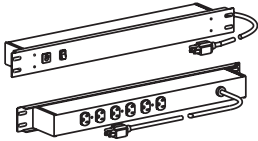
Plug-In Outlet Center Unit



Six front 20A outlets, on/off switch, 6' [J60B0B20] or 15' [J60B2B20] [1.8m or 4.6m] cord. Receptacle center-to-center 1 1/2" [38mm].

J06B0B20, J06B2B20

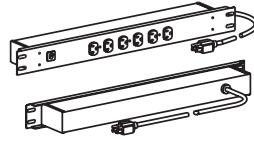
Plug-In Outlet Center Unit



Six rear 20A outlets, on/off switch, 6' [J06B0B20] or 15' [J06B2B20] [1.8m or 4.6m] cord. Receptacle center-to-center 1 1/2" [38mm].

J60B0B20X, J60B2B20X

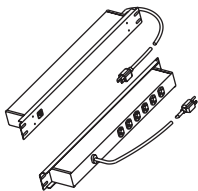
Plug-In Outlet Center Unit



Six front 20A outlets, 6' [J60B0B20X] or 15' [J60B2B20X] [1.8m or 4.6m] cord. Receptacle center-to-center 1 1/2" [38mm].

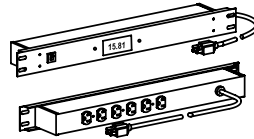
J06B0B20X, J06B2B20X

Plug-In Outlet Center Unit



Six rear 20A outlets, 6' [J06B0B20X] or 15' [J06B2B20X] [1.8m or 4.6m] cord. Receptacle center-to-center 1 1/2" [38mm].

J06B0B20X-AM Plug-In Outlet Center Unit



Digital ammeter with LCD readout of current draw. Six 20A rear outlets. 6' [1.8m] cord. Receptacle center-to-center 1 1/2" [38mm].