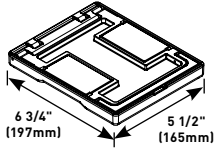


RESOURCE RFB® SERIES FLOOR BOXES

Floor Boxes with Rectangular Activations

FloorPort™ Series Flangeless Cover Assemblies Ordering Information

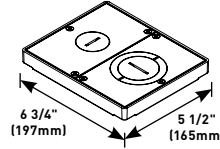
Cutout Cover Assembly



PART NUMBERS:
FPCTBK (Black)
FPCTBZ (Bronze)
FPCTBS (Brass)
FPCTNK (Nickel)
FPCTGY (Gray)
FPCTAL (Brushed Aluminum)

Flangeless cover for use in tile or carpet installations. Die-cast aluminum assembly. Insert in lid allows for carpet or tile cutouts to match finished floor.

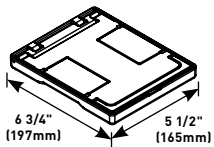
Furniture Feed Cover Assembly



PART NUMBERS:
FPFFTBK (Black)
FPFFTBZ (Bronze)
FPFFTBS (Brass)
FPFFTNK (Nickel)
FPFFTGY (Gray)
FPFFTAL (Brushed Aluminum)

Flangeless cover for use in tile or carpet installation. Die-cast aluminum assembly. Provided with one 1" trade size screw plug for power or communication type cabling and one combination 1 1/4" and 2" trade size screw plug for communication type cabling. Allows for feeding both power and communication cabling.

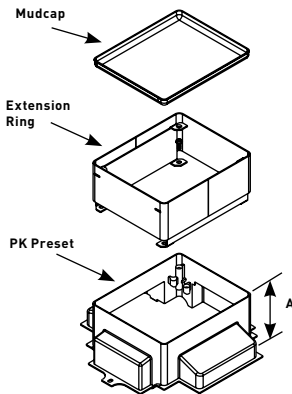
Blank Cover Assembly



PART NUMBERS:
FPBTBK (Black)
FPBTBZ (Bronze)
FPBTBS (Brass)
FPBTNK (Nickel)
FPBTGY (Gray)
FPBTAL (Brushed Aluminum)

Flangeless cover for use in tile or carpet installation. Die-cast aluminum assembly. Lid area is flush with the finished floor, no cutouts provided.

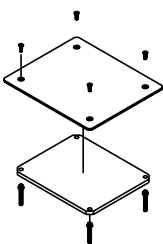
PKER Extensions



Attaches to preset to add height to preset. Can be field installed.

Extension	Height Above Floor Box	
PKER-10	1"	[25mm]
PKER-15	1 1/2"	[38mm]
PKER-20	2"	[51mm]
PKER-25	2 1/2"	[64mm]
PKER-30	3"	[76mm]

S3AXBP Blanking Plate



Aluminum top plate with steel support plate and four (4) adjusting screws.

FLOORPORT™ SERVICE FITTINGS

Compatible with Walkercell

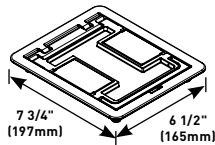
FloorPort™ Series Flanged Cover Plates Ordering Information

Floorport Part Number Configurator



FloorPort Series:	Cover Style:	Top Style:	Cover Color:
	Blank Top = B	Tile (flangeless) = T	Brushed Aluminum = AL
	Cutout Top = C	Tile/Carpet = TC	Black = BK
	Furniture Feed = FF	(flanged)	Brass = BS
			Bronze = BZ
			Gray = GY
			Nickel = NK

Cutout Cover Assembly

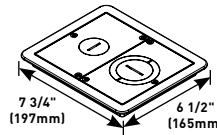


PART NUMBERS:

FPCTCBK (Black), **FPCTCBZ** (Bronze)
FPCTCBS (Brass), **FPCTCNK** (Nickel)
FPCTCGY (Gray)
FPCTCAL (Brushed Aluminum)

Flanged cover for use in tile or carpet installation. Die-cast aluminum assembly. Insert in lid allows for carpet or tile cutouts to match finished.

Furniture Feed Cover Assembly

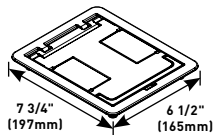


PART NUMBERS:

FPFFTCBK (Black)
FPFFTCBZ (Bronze)
FPFFTCBS (Brass)
FPFFTCNK (Nickel)
FPFFTCGY (Gray)
FPFFTCAL (Brushed Aluminum)

Flanged cover for use in tile or carpet installation. Die-cast aluminum assembly. Provided with one 1" trade size screw plug for power or communication type cabling and one combination 1 1/4" and 2" trade size screw plug for communication type cabling. Allows for feeding both power and communication cabling.

Blank Cover Assembly

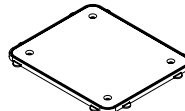


PART NUMBERS:

FPBTCBK (Black), **FPBTCBZ** (Bronze)
FPBTCBS (Brass), **FPBTCNK** (Nickel)
FPBTCGY (Gray)
FPBTCAL (Brushed Aluminum)

Flanged cover for use in tile or carpet installation. Die-cast aluminum assembly. Lid area is flush with the finished floor, no cutouts provided.

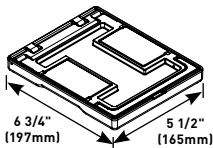
FP-CTR Bare Concrete and Terrazzo Ring



Nonmetallic ring for use on bare polished concrete and terrazzo floor applications.

FloorPort™ Series Flangeless Cover Assemblies Ordering Information

Cutout Cover Assembly

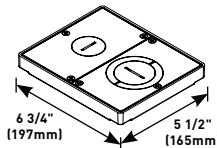


PART NUMBERS:

FPCTBK (Black), **FPCTBZ** (Bronze)
FPCTBS (Brass), **FPCTNK** (Nickel)
FPCTGY (Gray)
FPCTAL (Brushed Aluminum)

Flangeless cover for use in tile or carpet installations. Die-cast aluminum assembly. Insert in lid allows for carpet or tile cutouts to match finished floor.

Furniture Feed Cover Assembly

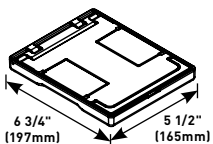


PART NUMBERS:

FPFFTBK (Black)
FPFFTBZ (Bronze)
FPFFTBS (Brass)
FPFFTNK (Nickel)
FPFFTGY (Gray)
FPFFTAL (Brushed Aluminum)

Flangeless cover for use in tile or carpet installation. Die-cast aluminum assembly. Provided with one 1" trade size screw plug for power or communication type cabling and one combination 1 1/4" and 2" trade size screw plug for communication type cabling. Allows for feeding both power and communication cabling.

Blank Cover Assembly



PART NUMBERS:

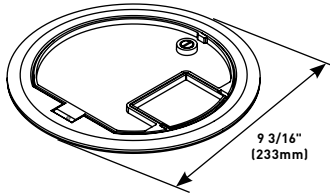
FPBTBK (Black), **FPBTBZ** (Bronze)
FPBTBS (Brass), **FPBTNK** (Nickel)
FPBTGY (Gray)
FPBTAL (Brushed Aluminum)

Flangeless cover for use in tile or carpet installation. Die-cast aluminum assembly. Lid area is flush with the finished floor, no cutouts provided.

WALKERFLEX® MODULAR WIRING SYSTEM

Prewired Raised Floor Boxes (continued)

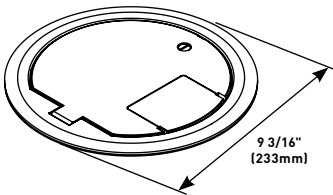
Surface Style Cover Assembly



PART NUMBERS:
CRFBCTCBK (Black)
CRFBCTCGY (Gray)
CRFBCTCNK (Nickel)
CRFBCTCBS (Brass)
CRFBCTCBZ (Bronze)

Available in die cast aluminum with five painted finishes. Insert areas allow for tile or carpet cutouts to match finished floor.

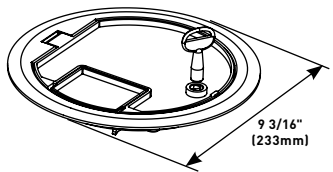
Surface Style Cover Assembly



PART NUMBERS:
CRFBBTCBK (Black)
CRFBBT CGY (Gray)
CRFBBT CNK (Nickel)
CRFBBT CBS (Brass)
CRFBBT CBZ (Bronze)

Available in die cast aluminum with five painted finishes. No cutouts are provided for floor coverings.

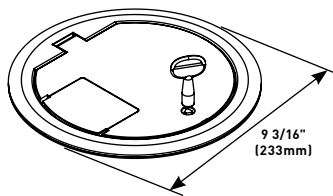
Tamper Resistant Surface Style Cover Assembly



PART NUMBERS:
CRFBCTCBKTR (Black)
CRFBCTCGYTR (Gray)
CRFBCTCNKTR (Nickel)
CRFBCTCBSTR (Brass)
CRFBCTCBZTR (Bronze)

Available in die cast aluminum with five painted finishes. Lid has built-in key locking feature for tamper resistance. Insert areas allow for tile or carpet cutouts to match finished floor.

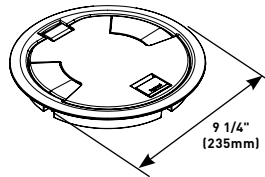
Tamper Resistant Surface Style Cover Assembly



PART NUMBERS:
CRFBBT CBKTR (Black)
CRFBBT CGYTR (Gray)
CRFBBT CNKTR (Nickel)
CRFBBT CBSTR (Brass)
CRFBBT CBZTR (Bronze)

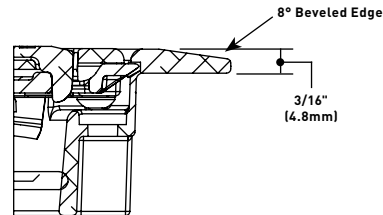
Available in die cast aluminum with five painted finishes. No cutouts are provided. Lid has built-in key locking feature for tamper resistance.

Surface Style Cover Assembly



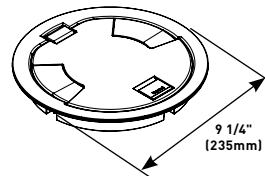
PART NUMBERS:
8CTC2BK (Black)
8CTC2BS (Brass)
8CTC2GY (Gray)
8CTC2NK (Nickel)
8CTC2BZ (Bronze)
8CTC2AL (Aluminum)

Low profile cover designed to attach to the CRFB4 floor box. Each cover is made from die-cast aluminum materials and equipped with a durable hinge which allows the cover to rotate open 180°, two (2) slide egress doors that lock in the open position and auto close around the cables when the covers are closed, an 8° beveled edge that meet ADA guidelines and reduces tripping hazards. These covers are designed to sit on top of the finished floor surfaces such as: carpet, tile, wood, polished concrete and terrazzo.



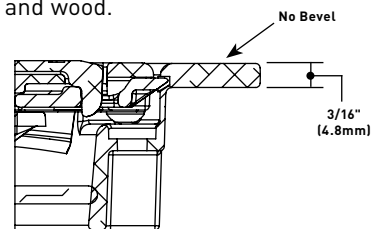
Note: All surface style poke-thru devices come with a transition angle to aid in the change in floor elevation.

Flush Style Cover Assembly



PART NUMBERS:
8CT2BK (Black)
8CT2BS (Brass)
8CT2GY (Gray)
8CT2NK (Nickel)
8CT2BZ (Bronze)
8CT2AL (Aluminum)

Low profile covers that are designed to attach to the CRFB4 floor box. Each cover is made from die-cast aluminum materials and equipped with a durable hinge which allows the cover to rotate open 180°, two (2) slide egress doors that lock in the open position and auto close around the cables when the covers are closed. These covers are designed to sit flush with the finished floor surfaces such as: carpet, tile and wood.



Note: Includes 8TS Tile Shim.

* Add suffix "TR" to the end of the part number to indicate tamper-resistant cover assembly. Tamper-resistant versions are secured with a single tamper-resistant screw.